

HELPING TO MAKE FUNDAMENTAL RIGHTS  
A REALITY FOR EVERYONE IN THE EUROPEAN UNION

# Antisemitism

Overview of data available  
in the European Union 2007–2017

November 2018



EUROPEAN UNION AGENCY  
FOR FUNDAMENTAL RIGHTS

Luxembourg: Publications Office of the European Union, 2018

Print ISBN 978-92-9474-262-9 doi:10.2811/978488 TK-06-18-238-EN-C

PDF ISBN 978-92-9474-260-5 doi:10.2811/401871 TK-06-18-238-EN-N

© European Union Agency for Fundamental Rights, 2018

Reproduction is authorised, except for commercial purposes, provided the source is acknowledged.

# CONTENTS

|  |    |
|--|----|
| Introduction .....   | 5  |
| Limited data collection on antisemitism .....                          | 5  |
| Legal framework.....   | 7  |
| Data collection for this overview .....                                | 10 |
| Reports and evidence from international organisations .....            | 11 |
| United Nations (UN) .....  | 11 |
| European Commission against Racism and Intolerance (ECRI) .....        | 14 |
| OSCE Office for Democratic Institutions and Human Rights (ODIHR) ..... | 15 |
| National data on antisemitism.....                                     | 16 |
| Austria .....  | 18 |
| Belgium .....  | 23 |
| Bulgaria .....   | 28 |
| Croatia .....  | 29 |
| Cyprus.....  | 30 |
| Czech Republic .....   | 31 |
| Denmark .....  | 34 |
| Estonia.....   | 36 |
| Finland.....   | 37 |
| France.....  | 38 |
| Germany .....  | 43 |
| Greece .....   | 48 |
| Hungary.....   | 49 |
| Ireland .....  | 51 |
| Italy.....   | 52 |
| Latvia.....  | 55 |
| Lithuania .....  | 56 |
| Luxembourg .....   | 57 |
| Malta .....  | 58 |
| The Netherlands .....  | 59 |
| Poland .....   | 65 |
| Portugal.....  | 68 |
| Romania .....  | 69 |
| Slovakia.....  | 71 |
| Slovenia.....  | 72 |
| Spain .....  | 73 |
| Sweden .....   | 75 |
| United Kingdom .....   | 77 |
| Concluding remarks – persisting gaps in data collection .....          | 83 |

## Country codes

| Country code | EU Member State |
|--------------|-----------------|
| <b>AT</b>    | Austria         |
| <b>BE</b>    | Belgium         |
| <b>BG</b>    | Bulgaria        |
| <b>CY</b>    | Cyprus          |
| <b>CZ</b>    | Czech Republic  |
| <b>DE</b>    | Germany         |
| <b>DK</b>    | Denmark         |
| <b>EE</b>    | Estonia         |
| <b>EL</b>    | Greece          |
| <b>ES</b>    | Spain           |
| <b>FI</b>    | Finland         |
| <b>FR</b>    | France          |
| <b>HR</b>    | Croatia         |
| <b>HU</b>    | Hungary         |
| <b>IE</b>    | Ireland         |
| <b>IT</b>    | Italy           |
| <b>LT</b>    | Lithuania       |
| <b>LU</b>    | Luxembourg      |
| <b>LV</b>    | Latvia          |
| <b>MT</b>    | Malta           |
| <b>NL</b>    | Netherlands     |
| <b>PL</b>    | Poland          |
| <b>PT</b>    | Portugal        |
| <b>RO</b>    | Romania         |
| <b>SE</b>    | Sweden          |
| <b>SK</b>    | Slovakia        |
| <b>SI</b>    | Slovenia        |
| <b>UK</b>    | United Kingdom  |

## Introduction

Antisemitism can be expressed in the form of verbal and physical attacks, threats, harassment, discrimination and unequal treatment, property damage and graffiti or other forms of speech or text, including on the internet. Antisemitic incidents and hate crime violate fundamental rights, including the right to human dignity, the right to equality of treatment and the freedom of thought, conscience and religion.

The present report provides an overview of data on antisemitism as recorded by international organisations and by official and unofficial sources in the 28 European Union (EU) Member States, based on their own definitions and categorisations. ‘Official data’ are understood here as those collected by law enforcement agencies, other authorities that are part of criminal justice systems and relevant state ministries at the national level. ‘Unofficial data’ refers to data collected by civil society organisations.

This annual overview provides an update of the most recent figures on antisemitic incidents, covering the period 1 January 2007–31 December 2017, across the EU Member States, where data are available. In addition, it includes a section that presents evidence from international organisations.

No official data on reported antisemitic incidents in 2017 were available for five Member States by the time this report was compiled in September 2018.

This is the 14<sup>th</sup> edition of FRA and FRA’s predecessor, the European Monitoring Centre on Racism and Xenophobia, report on the data on manifestations of antisemitism in the EU.

## Limited data collection on antisemitism

As already indicated in FRA’s 2017 overview on data on antisemitism, evidence collected by FRA consistently shows that few EU Member States record antisemitic incidents in a way that allows them to collect adequate official data.<sup>1</sup> This is true despite the serious negative consequences of antisemitism for Jewish populations in particular, as a FRA survey showed,<sup>2</sup> as well as for society at large.

The inadequate recording of hate crime incidents, including those of antisemitic nature, coupled with victims’ hesitance to report incidents to the authorities, contributes to the gross under-reporting of the extent, nature and characteristics of the antisemitic incidents that occur in the EU. It also limits the ability of policymakers and other relevant stakeholders at national and international levels to take measures and implement courses of action to combat antisemitism effectively and decisively, and to assess the effectiveness of existing policies. Incidents that are not reported are not investigated or prosecuted, allowing offenders to think that they can carry out such attacks with relative impunity. Victims who do not report their experiences to authorities may also not receive relevant information about assistance that might be available to them.

<sup>1</sup> For example, FRA (2013), [Antisemitism: Summary overview of the situation in the European Union 2001–2012](#), Luxembourg, Publications Office.

<sup>2</sup> FRA (2013), [Discrimination and hate crime against Jews in EU Member States: experiences and perceptions of antisemitism](#), Luxembourg, Publications Office of the European Union (Publications Office).

The data that do exist are generally not comparable, not least because they are collected using different methodologies and from different sources across EU Member States. Furthermore, although official data collection systems are generally based on police records and/or criminal justice data, authorities do not always categorise incidents motivated by antisemitism under that heading.

#### **The EU's commitment to combating antisemitism and hate crime**

In December 2015, the European Commission appointed a [coordinator on combating antisemitism](#). The coordinator, a contact point for the Jewish communities, works together with EU Member States, the European Parliament and civil society to contribute to the European Commission's policymaking in the area of combating antisemitic hate crime, discrimination and hate speech online.

In June 2016, the European Commission launched [the High Level Group on combating Racism, Xenophobia and other forms of Intolerance](#) to step up cooperation and coordination between EU Member States and relevant stakeholders, such as international organisations and civil society, to better prevent and combat hate crime and hate speech online, including antisemitism.

As of September 2016, FRA coordinates a dedicated subgroup of experts and professionals to assist Member States with the development of a common methodology for data collection and the recording of hate crime within the European Union High Level Group on combating Racism, Xenophobia and other forms of Intolerance. The subgroup started its work focusing on ways to improve the recording of hate crime by law enforcement officers. In this context, it identified a number of [key guiding principles on hate crime recording](#) which, if implemented, could lead to improved recording of hate crime. The principles are being implemented through FRA and ODIHR [country workshops](#), aiming to create systemic change in recording hate crime.

EU Member States, the European Commission, the OSCE Office for Democratic Institutions and Human Rights (ODIHR) and the European Commission against Racism and Intolerance (ECRI) are members of the subgroup.

*For more information on FRA's work on hate crime, see [FRA's webpage on the issue](#).*

The current state of official data collection is such that the present report can only provide an overview of the data available on antisemitism in EU Member States. Due to gaps in data collection and high levels of under-reporting, the data presented here cannot be taken as an accurate portrayal of the prevalence of antisemitism in any given EU Member State, nor should these data be used to compare the situation in different countries.

Nevertheless, the data that do exist show that antisemitism remains an issue of serious concern and that decisive and targeted policy responses are needed to tackle this phenomenon. The effective implementation of these responses would not only afford Jewish communities better protection against antisemitism, but it would also give a clear signal that, across the EU, the fundamental rights of all people are protected and safeguarded.

**FRA's surveys on discrimination and hate crime against Jews**

In 2012, FRA conducted the first transnational survey on discrimination and hate crime against Jews, thereby producing the first comparable data set on Jewish people's experiences and perceptions of antisemitism. The survey covered Belgium, France, Germany, Hungary, Italy, Latvia, Sweden and the United Kingdom. The results report, published in 2013, revealed worrying levels of discrimination, particularly in employment and education, a widespread fear of victimisation and heightening concern about antisemitism online.

In 2017, the European Commission asked FRA to repeat and expand the survey, allowing for the assessment of changes in Jewish people's experiences and perceptions of antisemitism between the two surveys. The survey covers thirteen Member States: Austria, Belgium, Denmark, France, Germany, Hungary, Italy, Latvia, the Netherlands, Poland, Spain, Sweden and the United Kingdom. To be able to compare the situation between 2012 and 2018, the survey questions are largely replicated. These include questions concerning the following issues:

- Perceptions about antisemitism (situation, trends, forms);
- Feeling of safety and security (personal, family and friends);
- Experiences of harassment, assault, hate speech;
- Experiences of discrimination;
- Reporting of the incidents;
- Awareness of rights and support mechanisms.

The findings of the survey will be available in December 2018 and will assist policymakers and other stakeholders in tackling discrimination and hate crime against Jews in the EU. The findings will also serve to raise rights awareness among Jewish people and to address the under-reporting of antisemitic incidents.

For more information, see FRA's [webpage on the second survey](#).

## Legal framework

The rights to life, human dignity, equal treatment, and freedom of thought, conscience and religion are universal human rights enshrined in the European Convention on Human Rights (ECHR) and the Charter of Fundamental Rights of the European Union. The protection and promotion of these rights are intimately linked with the fight against antisemitism.

At the EU level, the Racial Equality Directive (2004/43/EC)<sup>3</sup> prohibits discrimination on the grounds of racial or ethnic origin in employment and beyond, and the Employment Equality Directive (2000/78/EC)<sup>4</sup> prohibits discrimination, among others, in employment on the ground of religion or belief. The Victims' Rights

<sup>3</sup> Council Directive 2000/43/EC of 29 June 2000 implementing the principle of equal treatment between persons irrespective of racial or ethnic origin, OJ 2000 L 180.

<sup>4</sup> Council Directive 2000/78/EC of 27 November 2000 establishing a general framework for equal treatment in employment and occupation, OJ 2000 L 303.

Directive (2012/29/EU)<sup>5</sup> establishes minimum standards on the rights, support and protection of victims of crime. It refers explicitly to victims of hate crime, their protection and the specific needs related to their recognition, respectful treatment, support and access to justice.

Council Framework Decision 2008/913/JHA of 28 November 2008 on combating certain forms and expressions of racism and xenophobia by means of criminal law<sup>6</sup> sets out to define a common EU-wide criminal law approach in the field of countering severe manifestations of racism. This framework decision aims to ensure that the same behaviour constitutes an offence in all EU Member States, and that effective, proportionate and dissuasive criminal penalties (including the possibility of imprisonment) are provided for natural and legal persons who have committed or who are liable for offences motivated by racism or xenophobia, and therefore, also antisemitism.

The framework decision requires EU Member States to punish public incitement to violence or hatred directed against a person or persons belonging to a group defined by reference to race, colour, religion, descent or national or ethnic origin, and the commission of such acts by the public dissemination or distribution of tracts, pictures or other material. It requires the substance of certain offences to be laid down by national law and also requires that national law treats racist motivation as an aggravating factor in other already established offences.

Under the terms of the framework decision, EU Member States are further required to punish the condoning, denying or gross trivialising of crimes<sup>7</sup> against a person or persons defined by reference to race, colour, religion, descent or national or ethnic origin, when the conduct is carried out in public and in a manner likely to incite violence or hatred against such a group or a member of such a group.

Instigating or aiding and abetting in the commission of the acts described above is also punishable under the framework decision. For legal persons, penalties shall include criminal or non-criminal fines and may also include other penalties, such as exclusion from entitlement to public benefits or aid; temporary or permanent disqualification from the practice of commercial activities; placement under judicial supervision; and a judicial winding-up order.

For other criminal offences, racist and xenophobic motivation is to be considered an aggravating circumstance, or, alternatively, may be considered by the courts in the determination of the penalties.

---

<sup>5</sup> Council Directive 2012/29/EU of the European Parliament and of the Council of 25 October 2012 establishing minimum standards on the rights, support and protection of victims of crime, OJ 2012 L 315.

<sup>6</sup> Council Framework Decision 2008/913/JHA of 28 November 2008 on combating certain forms and expressions of racism and xenophobia by means of criminal law, OJ 2008 L 328.

<sup>7</sup> As defined in Article 6 of the Charter of the International Military Tribunal, appended to the London Agreement of 8 August 1945.



The Audiovisual Media Services Directive obliges EU Member States to ensure that audiovisual media services do not contain incitement to hatred based on race, religion, sex or nationality.<sup>8</sup>

The European Court of Human Rights (ECtHR), in its consolidated case law, has consistently upheld the exclusion of the denial of the Holocaust from the protection of Article 10 (freedom of expression) of the ECHR. For example, in *Lehideux and Isorni v. France*<sup>9</sup> and *Garaudy v. France*,<sup>10</sup> the ECtHR stated that “denying the reality of clearly established historical facts, such as the Holocaust [...] undermines the values on which the fight against racism and anti-Semitism are based and constitutes a serious threat to public order. Such acts are incompatible with democracy and human rights because they infringe the rights of others”. In *Udo Walendy v. Germany*,<sup>11</sup> the ECtHR stated that Holocaust denial is a “continuation of the former discrimination of the Jewish people” and “a serious threat to public order” and could not be considered as covered by freedom of expression under Article 10 of the ECHR.

In 2015, the ECtHR confirmed this point of view in *M’Bala M’Bala v. France*.<sup>12</sup> The court held that, since the acts at issue were unmistakably negationist and antisemitic in nature, the humourist Dieudonné M’Bala M’Bala had sought to deflect Article 10 from its real purpose by using his right to freedom of expression for ends incompatible with the letter and spirit of the ECHR, which, if allowed, would contribute to the destruction of convention rights and freedoms.

The Council of Europe’s Framework Convention for the Protection of National Minorities sets out principles to be respected as well as goals to be achieved by the State Parties, to ensure the protection of persons belonging to national minorities, while fully respecting the principles of territorial integrity and the political independence of States. This convention contains provisions on, among others, non-discrimination and freedoms of assembly, association, expression, thought, conscience and religion, and has been ratified by 24 EU Member States.<sup>13</sup>

At Council of Europe level, and beyond the ECHR and its protocols, the Additional Protocol to the Convention on Cybercrime, concerning the criminalisation of acts of a racist and xenophobic nature committed through computer systems, obliges State Parties to establish “denial, gross minimisation, approval or justification of genocide or crimes against humanity”<sup>14</sup> as criminal offences under their domestic laws.

---

<sup>8</sup> Directive 2010/13/EU of the European Parliament and of the Council of 10 March 2010 on the coordination of certain provisions laid down by law, regulation or administrative action in Member States concerning the provision of audiovisual media services (*Audiovisual Media Services Directive*).

<sup>9</sup> ECtHR, *Lehideux and Isorni v. France*, No. 24662/94, 23 September 1998.

<sup>10</sup> ECtHR, *Garaudy v. France*, No. 65831/01, 24 June 2003.

<sup>11</sup> ECtHR, *Walendy v. Germany*, No. 21128/92, 11 January 1995.

<sup>12</sup> ECtHR, *M’Bala M’Bala v. France*, No. 25239/13, 20 October 2015.

<sup>13</sup> Council of Europe (1995), [Framework Convention on the Protection of National Minorities](#).

<sup>14</sup> Council of Europe (2003), [Additional Protocol to the Convention on Cybercrime, concerning the criminalisation of acts of a racist and xenophobic nature committed through computer systems](#). Art. 6.

The International Convention on the Elimination of All Forms of Racial Discrimination (ICERD) obliges all State Parties to take measures to eliminate racial discrimination in all its forms. The International Covenant on Civil and Political Rights (ICCPR) does “not permit general prohibition of expressions of an erroneous opinion or an incorrect interpretation of past events”.<sup>15</sup> However, although Article 19 of the ICCPR states that everyone shall have a right to hold opinions without interference and the right to freedom of expression,<sup>16</sup> these can be also subjected to certain necessary restrictions provided by the law. According to Article 19(3) of the ICCPR, such restrictions may relate to the rights or reputations of others and to the protection of public order or morals. When invoking such restrictions, the precise nature of the threat to the enumerated grounds must be specifically demonstrated.<sup>17</sup> Furthermore, Article 20 declares that any propaganda for war as well as any advocacy of national, racial or religious hatred that constitutes incitement to discrimination, hostility or violence shall be prohibited by law.<sup>18</sup>

## Data collection for this overview

To obtain the most complete and accurate data available on antisemitism in the EU, FRA consults a variety of sources in all 28 EU Member States and employs the same methodology every year. The data presented here were collected through desk research, using the following three steps:

1. Sources of data on antisemitism available in the public domain were consulted, both at international and national levels. The former includes the United Nations (UN), the European Commission against Racism and Intolerance (ECRI) of the Council of Europe and the Office for Democratic Institutions and Human Rights (ODIHR) of the Organization for Security and Co-operation in Europe (OSCE). At the national level, official data published by relevant governmental offices, equality bodies, police forces and authorities within criminal justice systems were consulted.
2. Specific requests were made to governmental offices through the national liaison officers system in each of the Member States at the disposal of FRA.<sup>19</sup> This step was taken to ensure that the latest available official data on antisemitism were taken into consideration when drafting this report.
3. Data on antisemitism published by civil society organisations were consulted.<sup>20</sup>

<sup>15</sup> United Nations (UN), Human Rights Committee (CCPR) (2011), [General Comment No. 34](#), UN Doc. CCPR/C/GC/34, para. 49.

<sup>16</sup> UN, General Assembly, International Covenant on Civil and Political Rights (ICCPR), 16 December 1966 (entry into force: 23 March 1976), Art. 19.

<sup>17</sup> UN, CCPR (2011), [General Comment No. 34](#), UN Doc. CCPR/C/GC/34, para. 35–36.

<sup>18</sup> ICCPR, Art. 20.

<sup>19</sup> See FRA’s [list of national liaison officers](#).

<sup>20</sup> For more information on global trends on antisemitism, see Kantor Center for the Study of Contemporary European Jewry (2015), [Moshe Kantor Database for the Study of Contemporary Antisemitism and Racism: Antisemitism Worldwide 2015](#); Anti-Defamation League (2015), [ADL Global 100: An index of anti-Semitism](#).

## Reports and evidence from international organisations

FRA, in close collaboration with the United Nations and the Council of Europe, as well as EU entities, is developing an online tool 'EU Fundamental Rights Information System (EFRIS)'. EFRIS will cover the most relevant of over 80 monitoring mechanisms related to human rights in the EU as well as provide some analysis. It will be launched in 2019.

For more see: <http://fra.europa.eu/en/project/2018/eu-fundamental-rights-information-system-efris>

### United Nations (UN)

The issue of countering antisemitism is present in much of the work of the UN. Parties to the UN human rights treaties are obliged to submit regular reports on the implementation of the treaties for review by the respective expert committee, so called treaty bodies. The Committee on the Elimination of Racial Discrimination (CERD) examines each report and addresses concerns and recommendations to the parties to the ICERD in the form of 'concluding observations'.<sup>21</sup> The concluding observations highlight, among others, the issue of antisemitism in the State Parties and provide related recommendations.

Similarly, in relation to the ICCPR, the Human Rights Committee (CCPR) monitors the implementation of the instrument.<sup>22</sup>

Antisemitism is also addressed within the Universal Periodic Review (UPR), which supplements the expert assessments by the treaty bodies.<sup>23</sup> The UPR is a process under the auspices of the United Nations Human Rights Council, which reviews the human rights records of all UN member states. The review is based on a set of documents put together on the basis of reports submitted by the governments themselves as well as UN human rights mechanisms (treaty bodies and so called special procedures), and National Human Rights Institutions, regional mechanisms (such as FRA) and non-governmental organisations. States are responsible for implementing the recommendations included in a final outcome report.

These processes occur in cycles and do not review every EU Member State every year. Table 1 summarises some of the relevant observations and recommendations that were published in 2017.<sup>24</sup>

<sup>21</sup> UN, Committee on the Elimination of Racial Discrimination (CERD) (2016), [Concluding observations](#).

<sup>22</sup> UN, CCPR (2016), [Concluding observations](#).

<sup>23</sup> UN, Human Rights Council (HRC) (2016), [Universal Periodic Review](#).

<sup>24</sup> For Observations and recommendations published between 2006 and 2016, see [Antisemitism – Overview of data available in the European Union 2006–2016](#).

**Table 1: Observations and recommendations made to Member States of the European Union by the Human Rights Committee (CCPR), the Committee on the Elimination of Racial Discrimination (CERD) and by UN Member States through Universal Period Reviews (UPR) with regard to combating antisemitism, 2017**

|           | <b>Observations and recommendations</b>   | <b>Source</b>  |
|-----------|---|--|
| <b>BG</b> | 11. The Committee is deeply concerned at the reported increase in incidents of hate speech and hate crime during the period under review, specifically of incidents targeting minority groups such as Turks, Roma, Muslims, Jews, people of African descent, migrants, refugees and asylum seekers. In particular, the Committee is concerned that racist discourse and appeals are evident during election campaigns and that political parties and candidates frequently use slurs against minority groups and individuals. Moreover, the Committee notes with concern that the Council for Electronic Media has failed to curb racist discourse and the spread of hate speech on the Internet and social media (arts. 2, 4 and 7).   | CERD<br><a href="#">CERD/C/BGR/C/0/20-22</a>             |
| <b>FI</b> | 11. Recalling its general recommendation No. 35 (2013) on combating racist hate speech, the Committee recommends that the State party:<br>(a) Effectively investigate cases of racist hate speech, incitement to racial hatred and racially motivated violence, and prosecute and sanction as appropriate those responsible;<br>(b) Provide mandatory and continuous training on hate crimes and non-discrimination to law enforcement officials at all levels;<br>(c) Publicly condemn and distance itself, including in online media, from racist hate speech and xenophobic statements made by public officials and politicians, and call upon politicians to ensure that their public statements do not contribute to intolerance, stigmatization or incitement to hatred;<br>(d) Provide in its next report statistics on the number and nature of hate crimes, convictions and sentences imposed on perpetrators and on compensation awarded to victims, where applicable.  | CERD<br><a href="#">CERD/C/FIN/CO/23 (CERD, 2017)</a>    |
| <b>IT</b> | 15. Taking into account the Committee’s general recommendation No. 35 (2013) on combating racist hate speech, the Committee recommends that the State party:<br>(a) Ensure that all individuals, including politicians at all levels, are held accountable and are sanctioned for the dissemination of ideas based on racial superiority or hatred and other violations of article 4 of the Convention, including by lifting parliamentary immunity for racist hate speech in conformity with general recommendation No. 7 (1985) relating to the implementation of article 4;<br>(b) Ensure that victims of racist hate speech are provided with effective remedies;<br>(c) Establish a coherent data collection mechanism to record systematically incidents of racist hate speech, the application of relevant legislation, penalties imposed on the perpetrators and remedies provided to the victims;<br>(d) Condemn unequivocally at the highest political level the dissemination of hate speech and hateful ideas and engage in promoting a culture of tolerance and respect;<br>(e) Ensure that the prohibition of racist hate speech extends to the Internet, and ratify the Additional Protocol to the Convention on Cybercrime concerning the criminalisation of acts of a racist and xenophobic nature committed through computer systems; | CERD<br><a href="#">CERD/C/ITA/CO/19-20 (CERD, 2017)</a> |

|           | <b>Observations and recommendations</b>   | <b>Source</b>  |
|-----------|---|--|
|           | <p>(f) Encourage public and private media to adopt and abide by codes of professional ethics and press codes that incorporate respect for the principles of the Convention and other fundamental human rights standards, including avoidance of stereotyping and unnecessary referral to race, religion and other group characteristics in a manner that may promote intolerance;</p> <p>(g) Ensure the prohibition of, promotion or incitement to, racial discrimination by public authorities or public institutions at both national and local levels in accordance with article 4 (c) of the Convention;</p> <p>(h) Use the platforms of public office to encourage the means of eliminating barriers between races and to discourage policies that tend to strengthen racial division, in accordance with article 2 (1) (e) of the Convention.</p> <p>17. Taking into account its general recommendation No. 31 (2005) on the prevention of racial discrimination in the administration and functioning of the criminal justice system, the Committee recommends that the State party:</p> <p>(a) Investigate all reported acts of racist hate crimes, prosecute and punish those found responsible with sanctions commensurate with the gravity of the offence and provide effective remedies to victims;</p> <p>(b) Systematically collect disaggregated data on hate incidents and crimes, particularly with regard to actions pursuant to the administration of justice, including prosecutions and reasons for declining to prosecute when the person responsible has been identified;</p> <p>(c) Adopt concrete measures, in consultation with affected groups, to increase the reporting of racist hate crimes by ensuring that the reporting mechanism is transparent and accessible, and that victims have trust in the police and the justice system;</p> <p>(d) Strengthen the law on aggravating circumstances to apply it to ordinary crimes when racial hatred is one of several and/or mixed motivations.</p> |  |
| <b>RO</b> | <p>44. The State party should enforce the prohibition of any advocacy of national, racial or religious hatred that constitutes incitement to discrimination, hostility or violence; take measures to promote tolerance and an environment inclusive of persons belonging to minorities, including with respect to their linguistic and cultural rights; and remove barriers to their exercise of religious freedom.</p>   | <p>CCPR<br/> <a href="#">CCPR/C/ROU/CO/5</a></p>                 |
| <b>SK</b> | <p>8. In accordance with its general recommendations No. 7 (1985) on legislation to eradicate racial discrimination, No. 15 (1993) and No. 30 (2004) on discrimination against non citizens, the Committee recommends that the State party identify individuals or groups who incite racial hatred against minorities and foreigners, investigate and apply appropriate sanctions for hate speech by politicians, governmental officials or media professionals.</p>  | <p>CERD<br/> <a href="#">CERD/C/SVK/CO/9-10 (CERD, 2299)</a></p> |

Source: FRA, 2018 (based on data extracted from the

## European Commission against Racism and Intolerance (ECRI) – Council of Europe

Since its inception, ECRI has included the issue of antisemitism in its country-monitoring work. This work proceeds by cycles to examine “the situation concerning manifestations of racism and intolerance in each of the Council of Europe member states”.<sup>25</sup>

These considerations include a broad overview of the situation regarding antisemitism in the particular country under examination, and ECRI also makes recommendations on what it considers the main issues to be addressed by the authorities. All 28 EU Member States have been covered under ECRI’s country-monitoring work.<sup>26</sup>

According to ECRI, in 2017 the following conclusions can be drawn concerning antisemitism in the EU:

- The situation concerning antisemitism is very diverse across different countries: levels vary considerably from one country to another and so do types, forms and expressions of antisemitism.
- Antisemitic incidents continue to occur in EU Member States and include violence; threats; insults directed at Jews going to the synagogue; harassment of rabbis; repeated attacks on Jews wearing symbols of their religion; hate speech; antisemitic bullying in schools; and damage to or desecration of property, including arson.
- Jewish people wearing visible symbols of their religion are the most likely to be targeted by antisemitic incidents.
- The main perpetrators of antisemitic incidents are ‘Islamists’ and radicalised young Muslims, including schoolchildren, as well as neo-Nazis and sympathisers of extreme-right and, in some cases, extreme-left groups. There have also been incidents of public antisemitic discourse on university campuses.
- Antisemitic stereotyping continues to be a reality in EU Member States.
- Antisemitism is often openly expressed, including in the media and in the context of sporting events, as well as by members of certain political parties.
- Antisemitic material continues to be published in some EU Member States, often with few or no consequences for those who publish it.
- Expressions of antisemitism on the internet are on the rise, as evidenced by the open expressions of antisemitism in online forums.
- Denial and trivialisation of the Holocaust are becoming more visible in general, and more common in some countries; glorification of the Nazi past is also still in evidence.

---

<sup>25</sup> European Commission against Racism and Intolerance (ECRI) (2018), [Country monitoring work](#).

<sup>26</sup> For more information on ECRI’s country monitoring work, see the Council of Europe’s [webpage](#) on the topic.

- Discussions surrounding property restitution laws sometimes spur antisemitic sentiments in some EU Member States because the general public does not always fully understand why such laws are needed.
- Links are often made between policies and actions taken by the State of Israel and members of Jewish communities at the local level, as well as Jews in general.
- Antisemitic incidents intensify during periods of increased conflict in the Middle East, and the nature and tone of the news coverage of the conflict can be contributing factors.
- Antisemitic demonstrations are sometimes organised by far-right groups to coincide with events in the Jewish calendar or with anniversaries of historical events of significance to Jewish communities, especially in relation to the Second World War and the Holocaust.
- Many EU Member States actively implement programmes to combat antisemitism, including education programmes and initiatives to support Jewish culture.
- Representatives of Jewish communities report that their communities are well integrated into society.
- There are forums for dialogue to bring together members of Jewish and Muslim communities and local government representatives to promote mutual understanding and take joint action to combat intolerance. More such initiatives are needed.
- Several EU Member States have added education about the Holocaust to school curricula, but there is a need for more in-depth and good-quality teaching about the Holocaust.

## OSCE Office for Democratic Institutions and Human Rights (ODIHR)

ODIHR's online hate crime reporting database covers all 28 EU Member States and includes six 'bias motivations', one of which is antisemitism. The data presented in the online database stem from governmental sources (national points of contact on hate crimes), civil society organisations and intergovernmental organisations. National points of contact on hate crimes are requested to fill out a questionnaire on the basis of ODIHR's definition of a hate crime:

*"a criminal act motivated by bias towards a certain group. For a criminal act to qualify as a hate crime, it must meet two criteria: The act must be a crime under the criminal code of the legal jurisdiction in which it is committed. The crime must have been committed with a bias motivation. 'Bias motivation' means that the perpetrator chose the target of the crime on the basis of protected characteristics. A 'protected characteristic' is a fundamental or core characteristic that is shared by a group, such as 'race', religion, ethnicity, language or sexual orientation. The target of a hate crime may be a person, people or property associated with a group that shares a protected characteristic."*<sup>27</sup>

<sup>27</sup> Office for Democratic Institutions and Human Rights (ODIHR) (2012), [Hate crime](#).



At the time of writing, ODIHR’s latest available online hate crime reporting database covered the year 2016. Eleven EU Member States (Austria, the Czech Republic, Denmark, Finland, Germany, Greece, Hungary, the Netherlands, Poland, Spain and Sweden) provided ODIHR with data on antisemitic crimes for the purposes of the database, as can be seen in Table 2.

**Table 2: Antisemitic hate crimes in the OSCE region in 2016, official data submitted by EU Member States**

| EU Member State | Number of antisemitic hate crimes recorded | National points of contact for hate crime  |
|-----------------|--|--|
| AT              | 41   | Federal Ministry for European and International Affairs; Austrian Federal Chancellery; Federal Ministry of the Interior; Federal Agency for State Protection and Counter Terrorism |
| CZ              | 28   | Ministry of the Interior, Security Policy Department   |
| DE              | 185  | Federal Ministry of the Interior   |
| DK              | 21   | Danish National Police   |
| EL              | 2  | Prosecutor of Court of First Instance of Athens  |
| ES              | 7  | Observatory for Racism and Xenophobia in Spain   |
| FI              | 10   | National Police Board  |
| HU              | 8  | Ministry of Public Administration and Justice, Department of International Criminal Law and Government Agency to the Strasbourg Court  |
| NL              | 335  | Ministry of Security and Justice   |
| PL              | 103  | Ministry of the Interior, Department of Control, Complaints and Petitions  |
| SE              | 122  | National Council for Crime Prevention  |

Source: ODIHR online [hate crime reporting database](#)

## National data on antisemitism

In this section, each country is considered separately, given that national-level data are not comparable. After presenting official data on antisemitism, information on the types of incidents and the characteristics of the victims and perpetrators of antisemitic incidents are given, if available.

Unofficial data published by civil society organisations are then presented. Seven Member States (Belgium, the Czech Republic, Greece, France, Hungary, the Netherlands and the United Kingdom) have established cooperation mechanisms with civil society organisations. These include signing an agreement on data sharing and establishing a regular contact framework and communication channels with the authorities.



### **Measuring trends in recorded incidents of antisemitism**

It is not possible to compare the number of recorded incidents of antisemitism between EU Member States, as the official statistics in each Member State are based on different criteria and methodologies. Instead, the reader should consider the national trends and assess the increase or decrease in recorded antisemitic incidents from one year to another, and over a number of years, on the basis of percentage changes in collected data.

In addition to tables containing the official data pertaining to antisemitism, trend data are presented in the form of line graphs if both of the following two conditions were fulfilled:

- the data were collected using the same methodology for at least three years in a row during the period 2007–2017;
- the mid-point of the trend line for the series was not below 20 cases.

The assessed time period depends on the number of years for which data has been collected without major changes to the recording system or definitions used – this varies from 10 years to three years, the latter being the minimum needed for trend analysis.

EU Member States with few recorded incidents of antisemitism were excluded from the graphical trend analysis, but these data are presented in tables in the relevant sections of this report. If the number of recorded incidents is low (in this case, under 20 cases per year in all or most of the years between 2007 and 2017, resulting in a mid-point of the trend line falling under 20 cases), the direction and magnitude of the trend is likely to be highly susceptible to changes from one year to the next, making reliable trend analysis difficult.

To identify trends that underlie annual changes in the number of recorded incidents, linear regression lines were fitted to the data. The slopes of the linear regression lines were used to determine the direction and magnitude of the trends. Although for some countries this methodology produced trend lines that are very close to the actual data, as in the case of the United Kingdom (Figure 23), for other countries, such as France (Figure 8), the data show a high degree of variability (fluctuations) between consecutive years, which might limit the explanatory value of a linear regression model.

It should also be emphasised that ascending or descending trend lines should not be interpreted as growing or declining antisemitism. The increase or decrease in recorded incidents might mean, for example, that more people are reporting incidents or that police are becoming more efficient at recording incidents.

In accordance with the criteria presented above, trend lines based on official data were developed for 10 Member States (Austria, Belgium, the Czech Republic, Germany, France, Italy, the Netherlands, Poland, Sweden and the United Kingdom). Trend lines based on unofficial data were developed for eight Member States (Austria, Belgium, Germany, Denmark, Hungary, Italy, the Netherlands and the United Kingdom).

## Austria

### Official data

The main source of official data on antisemitic offences in Austria is the Federal Agency for State Protection and Counter-Terrorism (*Bundesamt für Verfassungsschutz und Terrorismusbekämpfung*, BVT). The BVT collects data submitted to it on a monthly basis by the Provincial Agencies for State Protection (*Landesämter für Verfassungsschutz*, LVT). These data are published annually in a report on the protection of the constitution (*Verfassungsschutzbericht*), which pertains to right-wing extremism, left-wing extremism, animal rights activism, terrorism, espionage, and weapons proliferation.<sup>28</sup> Data on antisemitism (Table 3) are subsumed under the category of right-wing extremism.

**Table 3: Recorded antisemitic offences motivated by right-wing extremism in Austria, 2007–2017**

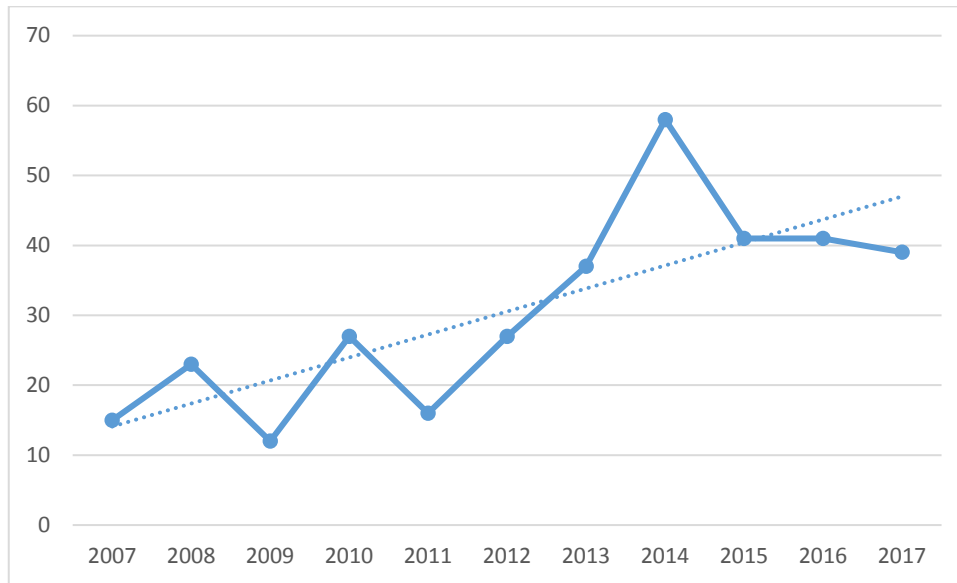
|             | Recorded antisemitic offences |
|-------------|-------------------------------|
| <b>2007</b> | 15                            |
| <b>2008</b> | 23                            |
| <b>2009</b> | 12                            |
| <b>2010</b> | 27                            |
| <b>2011</b> | 16                            |
| <b>2012</b> | 27                            |
| <b>2013</b> | 37                            |
| <b>2014</b> | 58                            |
| <b>2015</b> | 41                            |
| <b>2016</b> | 41                            |
| <b>2017</b> | 39                            |

Sources: BVT, 2006–2010; Federal Ministry of the Interior, 2011–2017

As Figure 1 shows, the 2007–2017 overall trend for recorded antisemitic offences motivated by right wing extremism in Austria is steadily increasing, despite the number of incidents remaining stable in the past three years (2015–2017), with 39 cases recorded in 2017. Recorded antisemitic offences reached its peak with 58 recorded cases in year 2014.

<sup>28</sup> Federal Ministry of the Interior (*Bundesministerium für Inneres*) (2018), [Verfassungsschutzbericht](#).

**Figure 1: Recorded antisemitic offences motivated by right-wing extremism in Austria, 2007–2017**



Note: The dotted linear regression line indicates the trend based on data for 2007–2017.

Sources: BVT, 2006–2010; Federal Ministry of the Interior, 2011–2017

The Federal Ministry of the Interior (*Bundesministerium für Inneres*) communicated data to FRA on the nature of these recorded offences, covering the period 2009–2017 (Table 4). These data show that recorded antisemitic offences generally consist of verbal expressions or damage to property and tend not to target individual persons or organisations.

**Table 4: Nature of recorded antisemitic offences in Austria, 2009–2017**

|             | Verbal expressions (including on the internet) or damage to property | Against an individual person or an organisation | Total     |
|-------------|--|---|-----------|
| <b>2009</b> | 9  | 3   | <b>12</b> |
| <b>2010</b> | 24   | 3   | <b>27</b> |
| <b>2011</b> | 15   | 1   | <b>16</b> |
| <b>2012</b> | 26   | 1   | <b>27</b> |
| <b>2013</b> | 35   | 2   | <b>37</b> |
| <b>2014</b> | 53   | 5   | <b>58</b> |
| <b>2015</b> | 40   | 1   | <b>41</b> |
| <b>2016</b> | 41   | 0   | <b>41</b> |
| <b>2017</b> | 39   | 0   | <b>39</b> |

Source: Federal Ministry of the Interior, 2009–2017

## Unofficial data

In its annual reports on racism in Austria, Civil Courage and Anti-Racism Work (*Zivilcourage und Anti-Rassismus-Arbeit*, ZARA) publishes data on the number of racist graffiti reported to it in the preceding calendar year.<sup>29</sup> Eighty-nine such reports were made to ZARA in 2017, out of which 47 reports (53 %) consisted of swastikas or antisemitic graffiti (Table 5).

**Table 5: Unofficial data on antisemitic incidents in Austria, ZARA, 2007–2017**

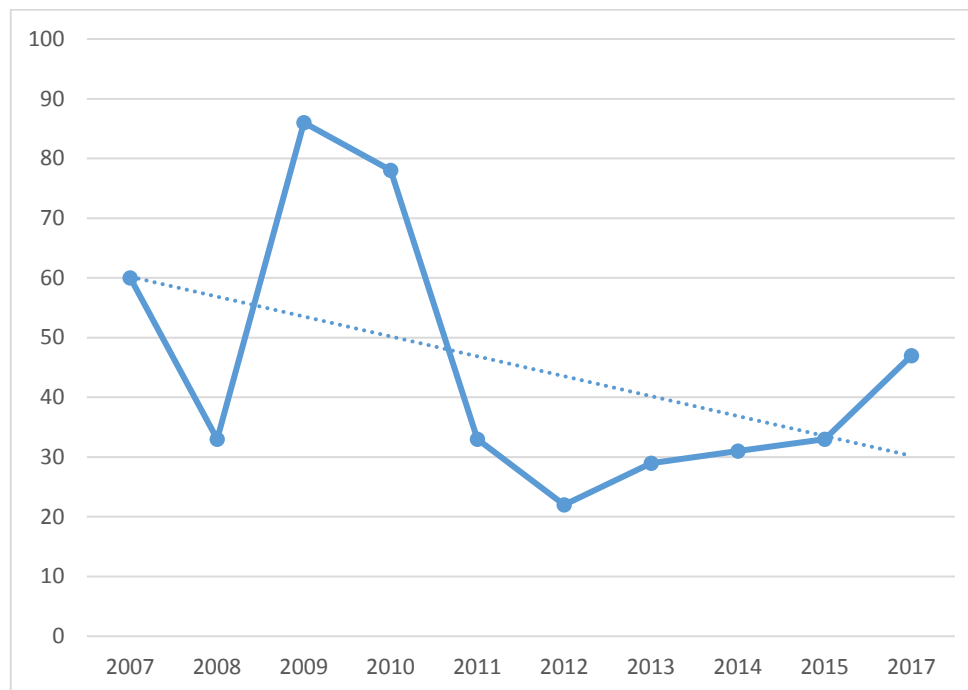
|             | Reported swastikas or antisemitic graffiti |
|-------------|--|
| <b>2007</b> | 60   |
| <b>2008</b> | 33   |
| <b>2009</b> | 86   |
| <b>2010</b> | 78   |
| <b>2011</b> | 33   |
| <b>2012</b> | 22   |
| <b>2013</b> | 29   |
| <b>2014</b> | 31   |
| <b>2015</b> | 33   |
| <b>2016</b> | 27   |
| <b>2017</b> | 47   |

Source: ZARA, *Racism reports 2007–2017*

The 2007–2017 overall trend for reported swastikas or antisemitic graffiti seems to be decreasing (Figure 2). After a peak in 2009, when 86 incidents were recorded, a sharp decline followed. However, the number of reported incidents started increasing again after the year 2012, with the recorded 47 incidents in year 2017, which is the highest number of reported swastikas and antisemitic graffiti in the last five years.

<sup>29</sup> Civil Courage and Anti-Racism Work (*Zivilcourage und Anti-Rassismus-Arbeit*, ZARA) (2018), [Rassismus Report 2017](#).

**Figure 2: Recorded swastikas or antisemitic graffiti in Austria, ZARA, 2007–2017**



Note: The dotted linear regression line indicates the trend based on data for 2007–2017.

Source: ZARA, Racism reports 2007–2017

The Forum Against Antisemitism (*Forum gegen Antisemitismus*, FGA) reports annually on antisemitic incidents through its own data collection.<sup>30</sup> This includes antisemitic incidents reported to it through emails, phone calls or in person, and through media monitoring. The number of recorded antisemitic incidents has been increasing since 2012, reaching its peak in 2017 with 503 recorded incidents (Table 6).

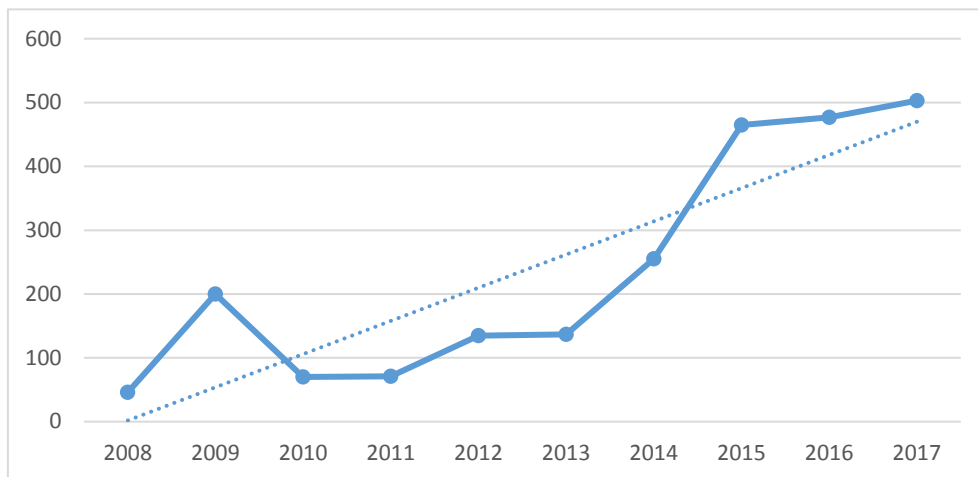
**Table 6: Unofficial data on antisemitic incidents in Austria, FGA, 2008–2017**

|      | FGA: recorded antisemitic incidents |
|------|-------------------------------------|
| 2008 | 46                                  |
| 2009 | 200                                 |
| 2010 | 70                                  |
| 2011 | 71                                  |
| 2012 | 135                                 |
| 2013 | 137                                 |
| 2014 | 255                                 |
| 2015 | 465                                 |
| 2016 | 477                                 |
| 2017 | 503                                 |

Source: FGA, 2008–2017

<sup>30</sup> Forum Against Antisemitism (*Forum gegen Antisemitismus*, FGA) (2018), [Reports 2013–2017](#).

**Figure 3: Unofficial data on antisemitic incidents in Austria, FGA, 2008–2017**



Note: The dotted linear regression line indicates the trend based on data for 2008–2017.

Source: FGA, 2008–2017

**Table 7: Nature of antisemitic incidents recorded in Austria, FGA, 2008–2017**

|             | Insults/<br>threats | Internet | Letters and<br>calls | Vandalism | Attacks | Other |
|-------------|---------------------|----------|----------------------|-----------|---------|-------|
| <b>2008</b> | 7                   | n.a.     | n.a.                 | 28        | 1       | n.a.  |
| <b>2009</b> | 33                  | n.a.     | n.a.                 | 47        | 7       | n.a.  |
| <b>2010</b> | 19                  | n.a.     | n.a.                 | 23        | 4       | n.a.  |
| <b>2011</b> | 18                  | n.a.     | n.a.                 | 20        | 4       | n.a.  |
| <b>2012</b> | 26                  | 18       | 38                   | 34        | 6       | 13    |
| <b>2013</b> | 21                  | 0        | 52                   | 54        | 7       | 3     |
| <b>2014</b> | 21                  | 83       | 85                   | 57        | 9       | n.a.  |
| <b>2015</b> | 18                  | 205      | 185                  | 50        | 2       | 5     |
| <b>2016</b> | 24                  | 153      | 198                  | 68        | 7       | 27    |
| <b>2017</b> | 28                  | 171      | 203                  | 51        | 5       | 45    |

Notes: n.a.: not available. Between 2008 and 2011 other categories that differed from year to year were recorded. These are not listed individually in the current table.

Source: FGA, 2008–2017

## Belgium

### Official data

The Federal Police records and publishes data on Holocaust denial and revisionism, which are reproduced in Table 8.<sup>31</sup> The 12 cases recorded in 2017 represent the highest number of cases in 2007-2017.

**Table 8: Cases of Holocaust denial and revisionism recorded by the Belgian Federal Police, 2007–2017**

|             | Holocaust denial or trivialisation | Approving of or justifying the Holocaust | Not specified | Total     |
|-------------|------------------------------------|--|---------------|-----------|
| <b>2007</b> | 2                                  | 2  | 0             | <b>4</b>  |
| <b>2008</b> | 3                                  | 5  | 1             | <b>9</b>  |
| <b>2009</b> | 4                                  | 7  | 0             | <b>11</b> |
| <b>2010</b> | 1                                  | 1  | 0             | <b>2</b>  |
| <b>2011</b> | 0                                  | 2  | 0             | <b>2</b>  |
| <b>2012</b> | 1                                  | 6  | 0             | <b>7</b>  |
| <b>2013</b> | 0                                  | 7  | 1             | <b>8</b>  |
| <b>2014</b> | 1                                  | 4  | 0             | <b>5</b>  |
| <b>2015</b> | 4                                  | 4  | 0             | <b>8</b>  |
| <b>2016</b> | 1                                  | 3  | 1             | <b>5</b>  |
| <b>2017</b> | 3                                  | 9  | 0             | <b>12</b> |

Source: Federal Police, 2007–2017

The national equality body in Belgium (Unia, formerly the Interfederal Centre for Equal Opportunities) has a mandate to receive and handle complaints from members of the public pertaining to discrimination on many grounds. In 2017, it recorded 56 cases related to antisemitism, a decrease of nearly 50% compared with 2016, when it dealt with 109 cases relating to antisemitism (Table 9).<sup>32</sup>

<sup>31</sup> Belgium, Federal Police (2018), [Statistiques policières de criminalité, Belgique 2000-2017 \(French\)](#); [Politiele Criminaliteitsstatistieken \(Dutch\)](#).

<sup>32</sup> Unia (2018), [Unia's numbers](#).

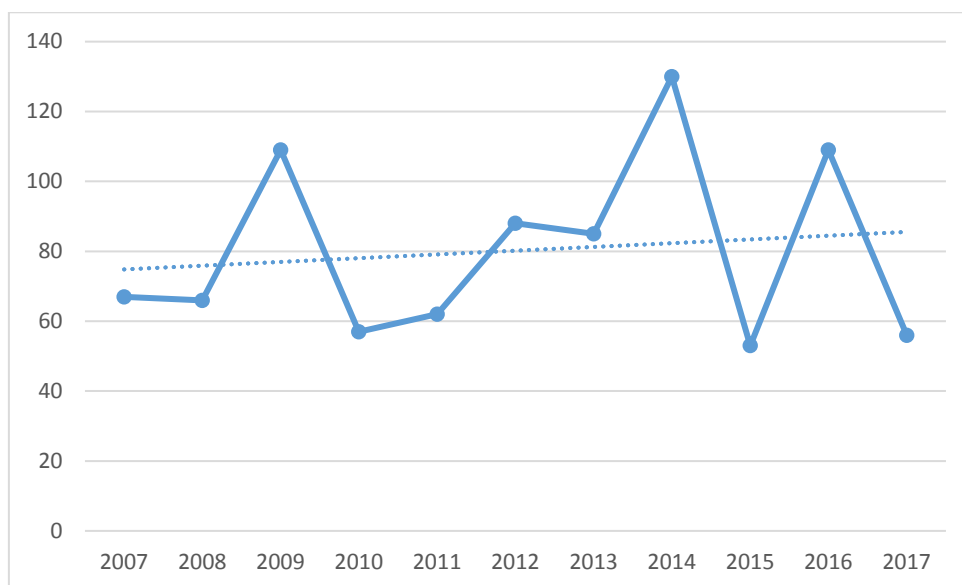
**Table 9: Complaints of antisemitism received by the national equality body, 2007–2017**

|      | Complaints of antisemitism |
|------|----------------------------|
| 2007 | 67                         |
| 2008 | 66                         |
| 2009 | 109                        |
| 2010 | 57                         |
| 2011 | 62                         |
| 2012 | 88                         |
| 2013 | 85                         |
| 2014 | 130                        |
| 2015 | 53                         |
| 2016 | 109                        |
| 2017 | 56                         |

Source: *Interfederal Centre for Equal Opportunities and Unia, annual report*

After the sharp increase in the number of complaints of antisemitism filed in 2016, the number decreased again in 2017 (Figure 4). The overall trend of reported complaints of antisemitism for the period 2007–2017 is a gradual increase.

**Figure 4: Complaints of antisemitism received by the national equality body, 2007–2017**



Note: The dotted linear regression line indicates the trend based on data for 2007–2017.

Source: *Interfederal Centre for Equal Opportunities and Unia, annual report*

The number of cases in all categories except for media and violence decreased in 2017, compared with 2016 (Table 10). In 2017, the most significant decrease in complaints the national equality body received in relation to antisemitic incidents concerned complaints related to the internet (8). UNIA explains the sharp decline in recorded incidents on Internet by lack of “very serious events in the context of the Israeli-Palestinian conflict” in 2017.



**Table 10: Complaints of antisemitism received by the national equality body, 2007–2017**

|             | Verbal aggression and threats | Letters, articles | Media | Internet | Violence | Vandalism | Holocaust denial | Education | Others |
|-------------|-------------------------------|-------------------|-------|----------|----------|-----------|------------------|-----------|--------|
| <b>2007</b> | 17                            | 8                 | 3     | 25       | 0        | 9         | 1                | n.a.      | 4      |
| <b>2008</b> | 16                            | 3                 | 5     | 26       | 0        | 7         | 8                | n.a.      | 1      |
| <b>2009</b> | 24                            | 1                 | 1     | 35       | 10       | 18        | 11               | n.a.      | 9      |
| <b>2010</b> | 8                             | 3                 | 2     | 31       | 7        | 5         | 1                | n.a.      | 0      |
| <b>2011</b> | 9                             | 6                 | 0     | 32       | 6        | 2         | 4                | n.a.      | 3      |
| <b>2012</b> | 15                            | 5                 | 5     | 28       | 4        | 11        | 13               | n.a.      | 7      |
| <b>2013</b> | 20                            | 4                 | 0     | 23       | 4        | 2         | 25               | n.a.      | 7      |
| <b>2014</b> | 26                            | 6                 | 3     | 41       | 6        | 5         | 31               | n.a.      | 12     |
| <b>2015</b> | 9                             | 0                 | 3     | 20       | 3        | 2         | 12               | n.a.      | 4      |
| <b>2016</b> | 12                            | 9                 | 0     | 51       | 4        | 3         | 22               | 3         | 5      |
| <b>2017</b> | 11                            | 4                 | 3     | 8        | 4        | 1         | 21               | 1         | 3      |

Source: Interfederal Centre for Equal Opportunities and Unia, annual report

## Unofficial data

Antisemitisme.be is the main civil society organisation that records data on antisemitism in Belgium. It records acts of antisemitism through a dedicated telephone line, online contact form and email address, and through regular contact with the national equality body. Antisemitisme.be is run by volunteers and works in close association with the Executive Office of Community Surveillance (*Bureau exécutif de surveillance communautaire*) and the Coordination Committee of the Jewish Municipalities of Antwerp (*Coördinatie Comité van de Joodse Gemeenten van Antwerpen*), with the support of the Israelite Central Consistory of Belgium (*Consistoire Central Israélite de Belgique*).

Data published annually by Antisemitisme.be<sup>33</sup> show that 35 incidents were recorded in 2017, compared to 64 incidents in 2016 (Table 11).

<sup>33</sup> Antisemitisme.be, [Reports \(French\)](#); [Reports \(Dutch\)](#).

**Table 11: Antisemitic incidents reported to Antisemitisme.be, 2007–2017**

|             | Reported antisemitic incidents |
|-------------|--------------------------------|
| <b>2007</b> | 69                             |
| <b>2008</b> | 73                             |
| <b>2009</b> | 109                            |
| <b>2010</b> | 52                             |
| <b>2011</b> | 65                             |
| <b>2012</b> | 80                             |
| <b>2013</b> | 64                             |
| <b>2014</b> | 109                            |
| <b>2015</b> | 70                             |
| <b>2016</b> | 64                             |
| <b>2017</b> | 35                             |

Source: *Antisemitisme.be, annual report on antisemitism in Belgium*

As Table 12 shows, there is a great degree of variance in the types of antisemitic incidents reported to Antisemitisme.be. Following the shooting on 24 May 2014 at the Jewish Museum of Belgium, where four people were killed, the category ‘attack’ was added to the types of antisemitic incidents in the 2014 Antisemitisme.be report. Ideological antisemitism – which according to Antisemitisme.be often translates into the expression of sentiments against the State of Israel – and antisemitic incidents on the internet have accounted for the largest proportions of reported incidents in most years. In 2017, there was an increase in recorded antisemitic incidents in two categories: Threats and Desecration / Property damage.

The number of incidents reported to Antisemitisme.be in the observed period (Figure 5) decreased nearly by half in 2017 from 2016. The highest figures were reported in 2009 and 2014 (both 109 incidents).

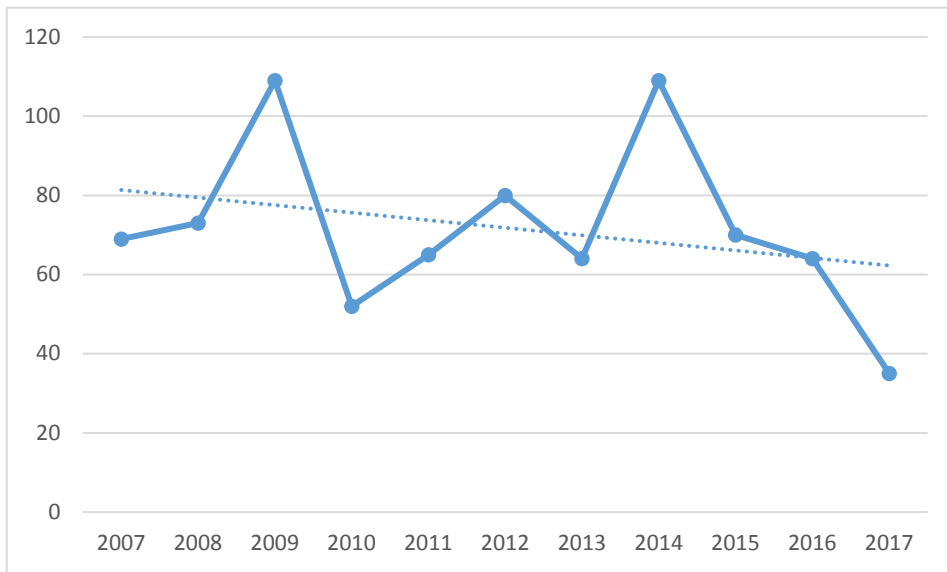
**Table 12: Types of antisemitic incidents reported to Antisemitisme.be, 2009–2017**

|             | Violence | Threats | Desecration/<br>Property damage | Ideological | Internet | Attack |
|-------------|----------|---------|---------------------------------|-------------|----------|--------|
| <b>2009</b> | 11       | 13      | 22                              | 29          | 34       | n.a.   |
| <b>2010</b> | 7        | 3       | 5                               | 12          | 25       | n.a.   |
| <b>2011</b> | 7        | 5       | 3                               | 23          | 27       | n.a.   |
| <b>2012</b> | 5        | 6       | 13                              | 26          | 30       | n.a.   |
| <b>2013</b> | 6        | 4       | 5                               | 28          | 21       | n.a.   |
| <b>2014</b> | 6        | 11      | 11                              | 33          | 36       | 1      |
| <b>2015</b> | 3        | 11      | 3                               | 24          | 29       | 0      |
| <b>2016</b> | 7        | 2       | 7                               | 25          | 23       | 0      |
| <b>2017</b> | 1        | 6       | 8                               | 13          | 7        | 0      |

Note: n.a.: not available.

Source: *Antisemitisme.be, annual report on antisemitism in Belgium*

**Figure 5: Antisemitic incidents reported to Antisemitisme.be, 2007–2017**



*Note: The dotted linear regression line indicates the trend based on data for 2007–2017.*

*Source: Antisemitisme.be, annual report on antisemitism in Belgium*

## Bulgaria

### Official data

In Bulgaria, the Supreme Cassation Prosecutors' Office reported one case of antisemitism in 2017. The case concerned vandalism on a public monument with Nazi symbols and antisemitic slogans. The criminal proceedings were initiated against an unknown perpetrator.

The Bulgarian government has informed FRA that in 2017 one person was convicted for antisemitic crime (Table 13).

**Table 13: Persons convicted of antisemitic crimes, Ministry of Justice, 2007–2017**

|             | Persons convicted of antisemitic crimes |
|-------------|---|
| <b>2007</b> | n.a.                                    |
| <b>2008</b> | n.a.                                    |
| <b>2009</b> | 1                                       |
| <b>2010</b> | 0                                       |
| <b>2011</b> | 0                                       |
| <b>2012</b> | 0                                       |
| <b>2013</b> | 1                                       |
| <b>2014</b> | 1                                       |
| <b>2015</b> | 2                                       |
| <b>2016</b> | 1                                       |
| <b>2017</b> | 1                                       |

Note: n.a.: not available.

Source: Computing Center to the Chief Directorate Implementation of Penalties at the Ministry of Justice

### Unofficial data

No unofficial data were available at the time this report was compiled.

## Croatia

### Official data

The Ministry of the Interior of the Republic of Croatia has not recorded any criminal offences motivated by antisemitism in 2017.

**Table 14: Criminal offences motivated by antisemitism recorded by the Ministry of the Interior, 2012–2017**

|      | Recorded criminal offences motivated by antisemitism |
|------|--|
| 2012 | 1  |
| 2013 | 0  |
| 2014 | 0  |
| 2015 | 2  |
| 2016 | 2  |
| 2017 | 0  |

Source: Ministry of the Interior of the Republic of Croatia, 2012–2017

### Unofficial data

No unofficial data were available at the time this report was compiled.

## **Cyprus**

### **Official data**

The Cyprus Police records antisemitic incidents under the category "Motive in Incidents and/or Cases of Racial Nature and/or with Racial Motive." No antisemitic incident was recorded by the police in 2017, 2016 and 2015.

### **Unofficial data**

No unofficial data were available at the time this report was compiled.

## Czech Republic

### Official data

Every year, the Ministry of the Interior publishes a report on the issue of extremism in the Czech Republic, as part of the government's strategy on combating extremism.<sup>34</sup> These reports also provide data on the number of recorded criminal offences motivated by antisemitism (Table 15).<sup>35</sup>

**Table 15: Recorded criminal offences motivated by antisemitism in the Czech Republic, 2007–2017**

| Year | Recorded criminal offences |
|------|----------------------------|
| 2007 | 18                         |
| 2008 | 27                         |
| 2009 | 48                         |
| 2010 | 28                         |
| 2011 | 18                         |
| 2012 | 9                          |
| 2013 | 15                         |
| 2014 | 45                         |
| 2015 | 47                         |
| 2016 | 28                         |
| 2017 | 27                         |

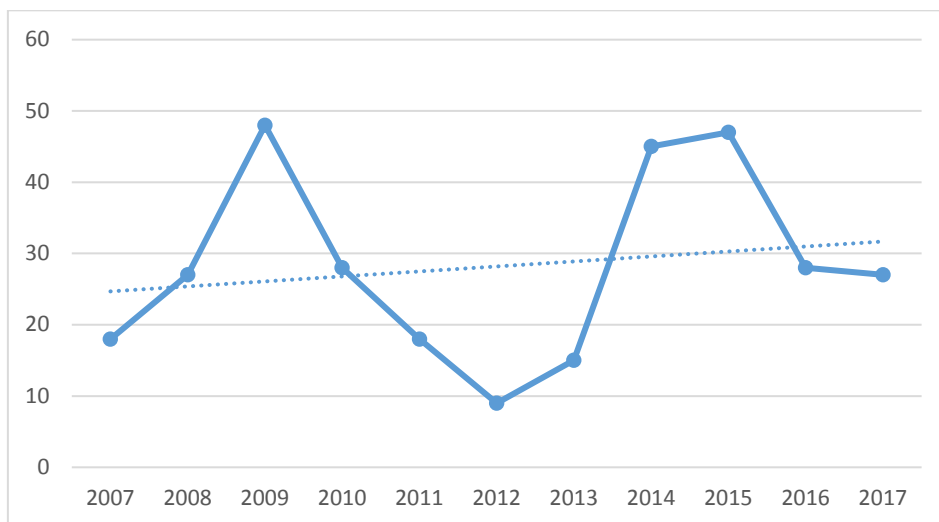
Source: Ministry of the Interior, annual report on the issue of extremism in the Czech Republic

After recording more than 40 antisemitic offences for two consecutive years (2014–2015), the number of recorded offences decreased to 28 in 2016, and stayed at the same level in 2017 (27 offences) (Figure 6). The years 2009, 2014 and 2015 represent the peaks in the analysed period and contribute towards the overall increasing trend in the period of 2007 to 2017.

<sup>34</sup> Czech Republic, Ministry of the Interior (2017), [Výroční zpráva o extremismu a koncepcie boje proti extremismu](#).

<sup>35</sup> Czech Republic, Ministry of the Interior (2017), [Zpráva o extremismu na území České republiky v roce 2016](#).

**Figure 6: Recorded criminal offences motivated by antisemitism in the Czech Republic, 2007–2017**



Note: The dotted linear regression line indicates the trend based on data for 2007–2017.

Source: Ministry of the Interior, 2007–2017

## Unofficial data

The Federation of the Jewish Communities in the Czech Republic (*Federace židovských obcí v ČR*) reports annually on antisemitic incidents in the Czech Republic.<sup>36</sup> This includes incidents reported to it by members of the public, as well as incidents the Federation of the Jewish Communities in the Czech Republic identifies itself through its own data collection. In 2018 the Federation has launched its [online reporting form](#). The Federation uses the [International Holocaust Remembrance Alliance \(IHRA\) working definition of antisemitism](#), and will publish the report on antisemitic incidents again in 2018, whereas no data has been made available for 2016 and 2017.

<sup>36</sup> Federation of the Jewish Communities in the Czech Republic (*Federace židovských obcí v ČR*) (2016), [Výroční zpráva o projevech antisemitismu v České republice za rok 2015](#).



**Table 16: Numbers and types of antisemitic incidents recorded in the Czech Republic, 2007–2017**

|             | <b>Attacks:<br/>physical</b> | <b>Attacks:<br/>property</b> | <b>Threats</b> | <b>Harassment</b> | <b>Media/<br/>web</b> | <b>Total</b> |
|-------------|------------------------------|------------------------------|----------------|-------------------|-----------------------|--------------|
| <b>2007</b> | 0                            | 4                            | 0              | 10                | 12                    | <b>26</b>    |
| <b>2008</b> | 1                            | 2                            | 2              | 15                | 28                    | <b>48</b>    |
| <b>2009</b> | 0                            | 6                            | 1              | 4                 | 16                    | <b>27</b>    |
| <b>2010</b> | 0                            | 5                            | 3              | 8                 | 31                    | <b>47</b>    |
| <b>2011</b> | 1                            | 5                            | 4              | 7                 | 26                    | <b>43</b>    |
| <b>2012</b> | 0                            | 6                            | 0              | 10                | 82                    | <b>98</b>    |
| <b>2013</b> | 1                            | 3                            | 3              | 6                 | 162                   | <b>175</b>   |
| <b>2014</b> | 1                            | 5                            | 9              | 29                | 209                   | <b>253</b>   |
| <b>2015</b> | 0                            | 4                            | 3              | 31                | 193                   | <b>231</b>   |
| <b>2016</b> | n.a.                         | n.a.                         | n.a.           | n.a.              | n.a.                  | n.a.         |
| <b>2017</b> | n.a.                         | n.a.                         | n.a.           | n.a.              | n.a.                  | n.a.         |

Note: n.a.: not available.

Sources: Forum Against Antisemitism, 2006–2010; Jewish Community of Prague, 2011–2014; Federation of the Jewish Communities in the Czech Republic, 2015

## Denmark

### Official data

As of 1 January 2015, the overall responsibility for hate crime data collection was transferred from the Danish Security and Intelligence Service (*Politiets Efterretningstjeneste*, PET) to the Danish National Police. Due to this change and a number of changes in the method used to identify and record hate crimes in the system, the data before and after 2015 are not fully comparable. In 2017, the Danish National Police recorded 38 crimes motivated by antisemitism and in 2016, it recorded 21 crimes.<sup>37</sup>

**Table 17: Extremist crimes targeting Jews recorded by PET, 2011–2013, and crimes motivated by antisemitism recorded by the Danish National Police, 2015–2017**

|      | Recorded crimes |
|------|-----------------|
| 2011 | 5               |
| 2012 | 15              |
| 2013 | 10              |
| 2014 | n.a.            |
| 2015 | 13*             |
| 2016 | 21              |
| 2017 | 38              |

Notes: n.a.: not available.

\* Not comparable to previous years due to changes in methodology.

Sources: PET, 2011–2013; Danish National Police, 2015–2017

### Unofficial data

Unofficial data on antisemitism in Denmark are available from the Mosaic Religious Community (*Det Mosaiske Trossamfund*, MT). MT recorded 30 antisemitic incidents in 2017, compared with 22 incidents in 2016 (Table 18).<sup>38</sup>

<sup>37</sup> Denmark, Danish Security and Intelligence Service (*Politiets Efterretningstjeneste*, PET) (2015), [Kriminelle forhold i 2013 med mulig ekstremistisk baggrund](#); Danish National Police (2018), [Statistik](#).

<sup>38</sup> Denmark, Mosaic Religious Community (*Det Mosaiske Trossamfund*, MT) (2017), [Rapport om antisemitiske hændelser i Danmark 2017](#).

**Table 18: Antisemitic incidents recorded by the Mosaic Religious Community, 2007–2017**

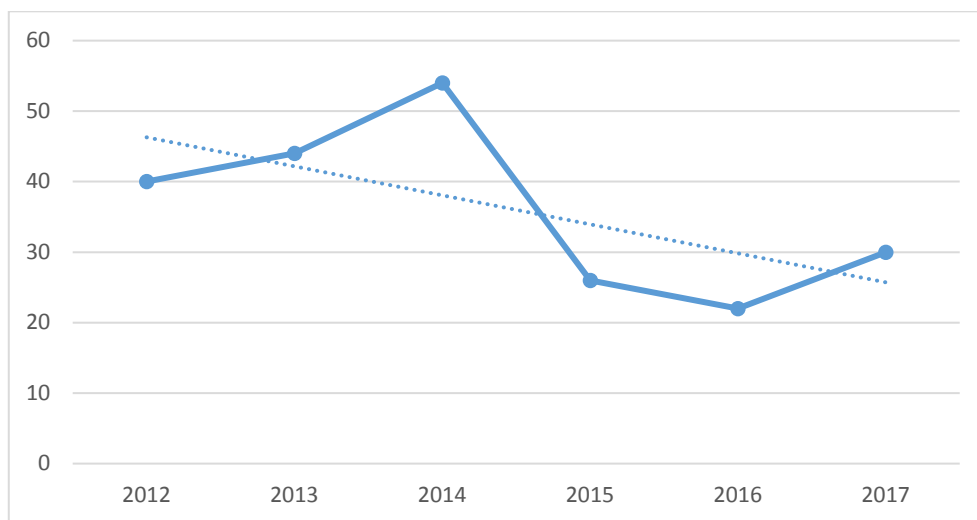
|      | Recorded incidents |
|------|--------------------|
| 2007 | 10                 |
| 2008 | 4                  |
| 2009 | 22                 |
| 2010 | n.a.               |
| 2011 | n.a.               |
| 2012 | 40                 |
| 2013 | 44                 |
| 2014 | 54                 |
| 2015 | 26                 |
| 2016 | 22                 |
| 2017 | 30                 |

Note: n.a.: not available

Source: MT, 2007–2017

After the number of recorded antisemitic incidents dropped to 22 incidents in 2016, there is an increase of reported antisemitic incidents with 30 cases in year 2017. However, the overall trendline seems to be decreasing, regardless of the increase of incidents in the year 2017. The year 2014 still represents the year with the highest number of reported antisemitic incidents with the 54 recorded cases. (Figure 7).

**Figure 7: Antisemitic incidents recorded by the Mosaic Religious Community, 2012–2017**



Note: The dotted linear regression line indicates the trend based on data for 2012–2017.

Source: MT, 2012–2017

## Estonia

### Official data

The Estonian government informed FRA that there have been no reported antisemitic incidents or crimes in 2017, 2016 and 2015.

Since 2016, the Ministry of Justice of Estonia has been publishing an annual report (as a separate chapter in its *Crime in Estonia* crime statistics yearbook)<sup>39</sup> on suspected hate crimes reported to the police. The data for this publication are based also on keyword searches of police reports enabling the identification of hate crimes.

### Unofficial data

No unofficial data were available at the time this report was compiled.

---

<sup>39</sup> <http://www.kriminaalpoliitika.ee/et/statistika-ja-uuringud/kuritegevus-eestis>

## Finland

### Official data

Every year, the Police College of Finland (*Poliisiammattikorkeakoulu*) publishes a report on suspected hate crimes reported to the police.<sup>40</sup> The data for this publication are based on keyword searches of police reports enabling the identification of hate crimes. Since 2008, the report has covered religiously motivated hate crimes, including antisemitic crimes (Table 19). Data for 2017 were not yet published at the time of writing this report.

**Table 19: Numbers and types of antisemitic crimes reported to the police, 2008–2017**

|      | Verbal insult, threat, harassment | Physical assault (unilateral) | Property crime | Physical assault (mutual) | Crime after verbal provocation | Discrimination | Homicide | Total |
|------|-----------------------------------|-------------------------------|----------------|---------------------------|--------------------------------|----------------|----------|-------|
| 2008 | n.a.                              | n.a.                          | n.a.           | n.a.                      | n.a.                           | n.a.           | n.a.     | 1     |
| 2009 | 4                                 | 3                             | 1              | 1                         | 1                              | 0              | n.a.     | 10    |
| 2010 | 2                                 | 1                             | 1              | 0                         | 0                              | 0              | n.a.     | 4     |
| 2011 | 0                                 | 4                             | 2              | 0                         | 0                              | 0              | n.a.     | 6     |
| 2012 | 7                                 | 1                             | 0              | 0                         | 0                              | 0              | 0        | 8     |
| 2013 | 6                                 | 1                             | 3              | 1                         | 0                              | 0              | 0        | 11    |
| 2014 | 4                                 | 1                             | 1              | 0                         | 1                              | 0              | 0        | 7     |
| 2015 | 5                                 | 2                             | 1              | 0                         | 0                              | 0              | 0        | 8     |
| 2016 | 6                                 | 1                             | 3              | 0                         | 0                              | 0              | 0        | 10    |
| 2017 | n.a.                              | n.a.                          | n.a.           | n.a.                      | n.a.                           | n.a.           | n.a.     | n.a.  |

Note: n.a.: not available.

Source: Police College of Finland, 2008–2017

### Unofficial data

No unofficial data were available at the time this report was compiled.

<sup>40</sup> Finland, Police College of Finland (*Poliisiammattikorkeakoulu*) (2017), [Poliisin tietoon tullut viharikollisuus Suomessa 2016](#).

## France

### Official data

The French National Consultative Commission on Human Rights (*Commission nationale consultative des droits de l'homme*, CNCDH) compiles a detailed report on the fight against racism, antisemitism and xenophobia on an annual basis. The report gathers official data on racist and antisemitic acts, submitted by the Ministry of Interior and the Ministry of Justice.<sup>41</sup> In addition, it includes verified information broadcasted in the media.

This report covers antisemitic actions and threats (Table 20). Antisemitic actions are defined as homicides and attempted homicides, terror attacks and attempted terror attacks, arson and attempted arson, defacing and vandalising, and physical violence and assault. Antisemitic threats cover speech acts, threatening gestures and insults, graffiti (inscriptions), pamphlets and emails.

After the highest ever recorded number of antisemitic actions and threats in France in 2014 (851), the number dropped sharply to 335 in 2016. The decreasing trend continued in 2017, when 311 antisemitic actions and threats were recorded.<sup>42</sup> According to the report, this decrease is due in particular to the protective measures that were put in place by the public authorities within the framework of France's security system Plan Vigipirate.

**Table 20: Antisemitic actions and threats recorded in France, 2007–2017**

|      | Antisemitic actions and threats |
|------|---------------------------------|
| 2007 | 402                             |
| 2008 | 459                             |
| 2009 | 815                             |
| 2010 | 466                             |
| 2011 | 389                             |
| 2012 | 614                             |
| 2013 | 423                             |
| 2014 | 851                             |
| 2015 | 808                             |
| 2016 | 335                             |
| 2017 | 311                             |

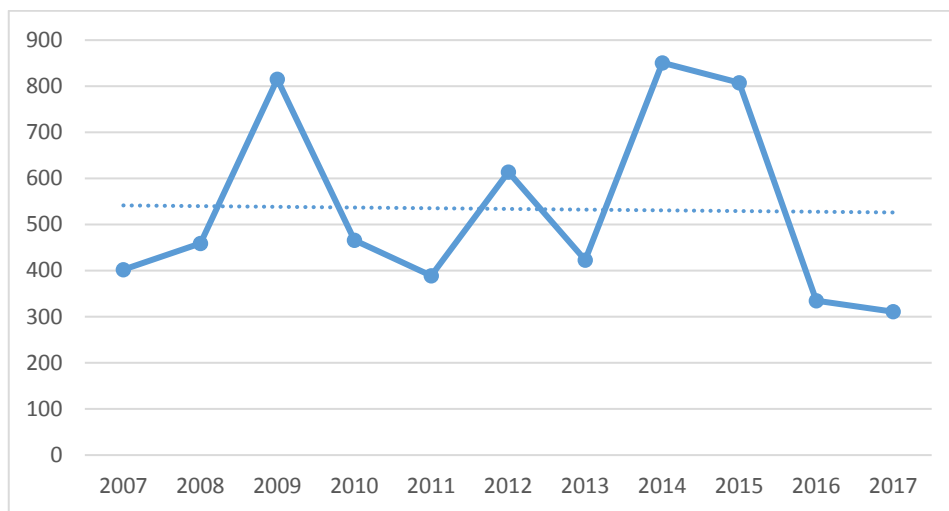
Source: CNCDH annual reports; for 2017 data: Ministry of Interior

<sup>41</sup> France, National Consultative Commission on Human Rights (*Commission nationale consultative des droits de l'homme*, CNCDH) (2018), [Racism reports](#).

<sup>42</sup> France, CNCDH (2018), [La Lutte contre le Racisme, l'Antisémitisme et la Xénophobie: les Essentiels](#).

The recorded antisemitic incidents show that the number of recorded incidents in 2009, 2014 and 2015 represent noteworthy departures from the volume of incidents recorded in other years during the period of observation. The number of recorded actions and threats decreases sharply from 2015 to 2016, reaching in 2017 the lowest number of recorded antisemitic incidents in the period 2007–2017 (Figure 8).

**Figure 8: Antisemitic actions and threats recorded in France, 2007–2017**

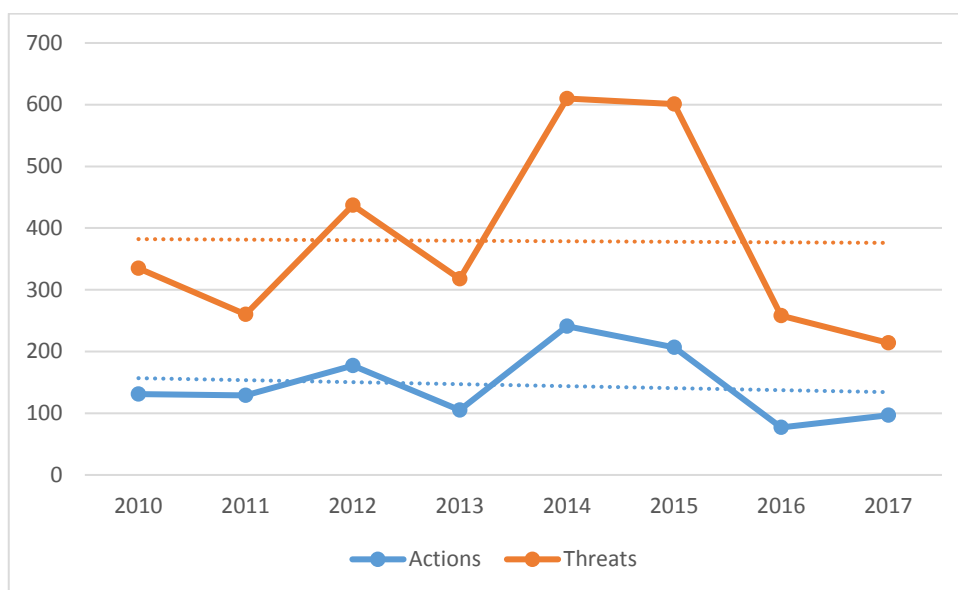


Note: The dotted linear regression line indicates the trend based on data for 2007–2017.

Source: CNCDH, 2007–2017

Separate trend analysis for actions and threats over the 2010–2017 period shows that threats (258 in 2016 and 214 in 2017) are consistently reported in higher numbers than actions (77 in 2016 and 97 in 2017). The number of antisemitic actions increased by 26 % in 2017 compared with 2016.

**Figure 9: Antisemitic actions and threats recorded in France, 2010–2017**



Note: The dotted linear regression lines indicate the trends based on data for 2010–2017.

Source: CNCDH, 2010–2017

Breaking down the 97 violent actions recorded in 2017, one concerns a homicide or an attempted homicide, 29 concern physical violence against persons, three concern arson or attempts and 64 acts of vandalism and defacing.

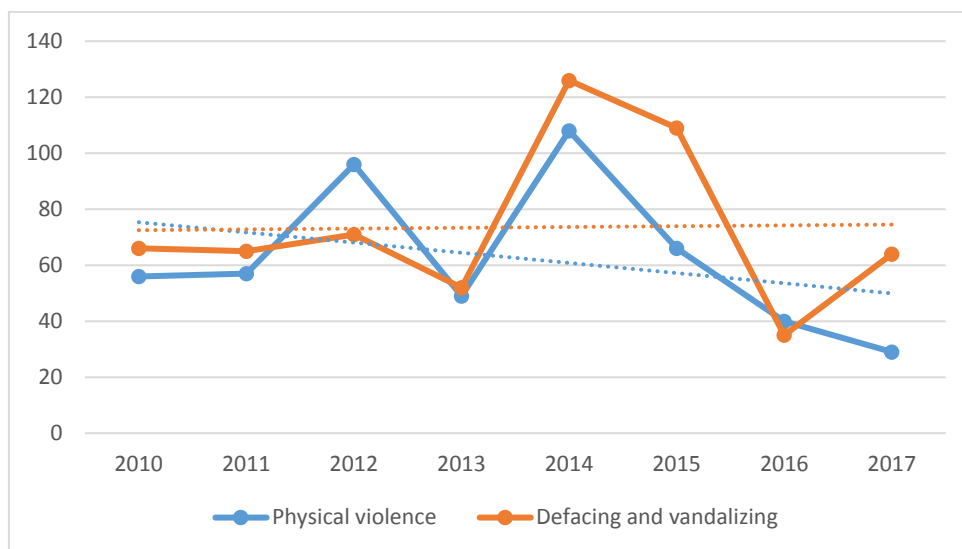
**Table 21: Types of antisemitic actions recorded in France, 2010–2017**

|             | Homicides or attempts | Physical violence | Terror attacks or attempts | Arson or attempts | Defacing and vandalising | Total      |
|-------------|-----------------------|-------------------|----------------------------|-------------------|--------------------------|------------|
| <b>2010</b> | 1                     | 56                | -                          | 8                 | 66                       | <b>131</b> |
| <b>2011</b> | 0                     | 57                | 0                          | 7                 | 65                       | <b>129</b> |
| <b>2012</b> | 6                     | 96                | 2                          | 2                 | 71                       | <b>177</b> |
| <b>2013</b> | 1                     | 49                | 0                          | 3                 | 52                       | <b>105</b> |
| <b>2014</b> | 0                     | 108               | 2                          | 5                 | 126                      | <b>241</b> |
| <b>2015</b> | 31                    | 66                | 1                          | 0                 | 109                      | <b>207</b> |
| <b>2016</b> | 2                     | 40                | 0                          | 0                 | 35                       | <b>77</b>  |
| <b>2017</b> | 1                     | 29                | 0                          | 3                 | 64                       | <b>97</b>  |

Source: CNCDH, 2010–2017

When looking at two types of antisemitic actions (physical violence and defacing and vandalising) recorded over the 2010–2017 period, the trend line for physical violence actions slightly decreases over the analysed period, whereas the trend line for defacing and vandalising actions is stable or increases slightly between 2010 and 2017 (Figure 10).

**Figure 10: Types of violent antisemitic actions recorded in France, 2010–2017**



Note: The dotted linear regression lines indicate the trends based on data for 2010–2017.

Source: CNCDH, 2010–2017



The remaining 214 incidents in 2017 concern antisemitic threats, which is a 17 % decrease from 258 incidents in 2016. Of the 214 antisemitic threats, 86 were in the form of writings and inscriptions (graffiti), 94 were in the form of threatening words, gestures and insults, while 34 threats were delivered in the mail or through leaflets (Table 22).

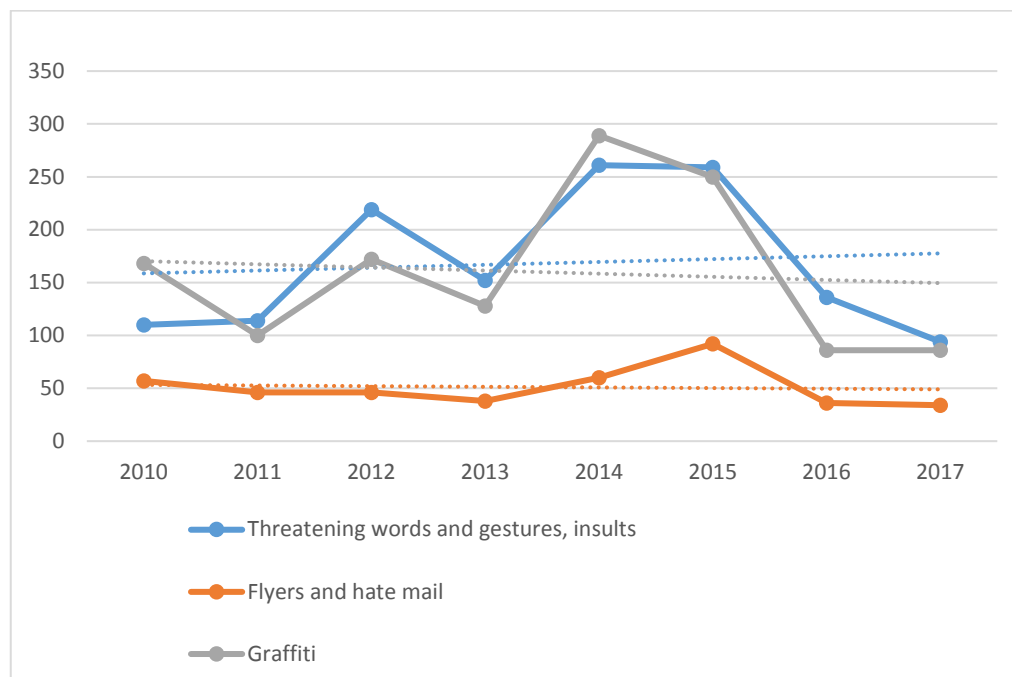
**Table 22: Types of antisemitic threats recorded in France, 2010–2017**

|             | Threatening words and gestures, insults | Flyers and hate mail | Graffiti | Total      |
|-------------|---|----------------------|----------|------------|
| <b>2010</b> | 110                                     | 57                   | 168      | <b>335</b> |
| <b>2011</b> | 114                                     | 46                   | 100      | <b>260</b> |
| <b>2012</b> | 219                                     | 46                   | 172      | <b>437</b> |
| <b>2013</b> | 152                                     | 38                   | 128      | <b>318</b> |
| <b>2014</b> | 261                                     | 60                   | 289      | <b>610</b> |
| <b>2015</b> | 259                                     | 92                   | 250      | <b>601</b> |
| <b>2016</b> | 136                                     | 36                   | 86       | <b>258</b> |
| <b>2017</b> | 94                                      | 34                   | 86       | <b>214</b> |

Source: CNCDH, 2010–2017

Breaking down antisemitic threats by category, ‘threatening words and gestures, insults’ and ‘graffiti’ show a similar development over the 2010–2017 period (Figure 11). In the case of ‘threatening words, gestures and insults’ the long term trend line still shows a gradual increase. In case of ‘graffiti’, the trend line shows a small decrease, and the data recorded in 2014 constitute the highest points in the series. The long-term trend for ‘flyers and hate mail’ is stable.

**Figure 11: Types of antisemitic threats recorded in France, 2010–2017**



Note: The dotted linear regression lines indicate the trends based on data for 2010–2017.

Source: CNCDH, 2010–2017

## Unofficial data

The Service for the Protection of the Jewish Community (*Service de Protection de la Communauté Juive*, SPCJ) records complaints of antisemitism, and since 2010 cooperates with the Ministry of the Interior in an effort to paint a more accurate picture of the situation of antisemitism in France. In its annual report on antisemitism, the SPCJ replicates the data from the CNCDH presented above.<sup>43</sup> While data for 2017 were not available at the time this report was compiled, a report covering the year 2016 provides a breakdown by geographical area of the incidents and lists illustrative examples of antisemitic acts and threats.<sup>44</sup>

---

<sup>43</sup> For more information on the Service for the Protection of the Jewish Community (SPCJ), see [the website of Antisémitisme en France](#).

<sup>44</sup> France, Service for the Protection of the Jewish Community (*Service de Protection de la Communauté Juive*, SPCJ) (2018), [2016 Report on Antisemitism in France](#).

## Germany

### Official data

In Germany, official data on antisemitism are collected through the Criminal Police Notification Service – Politically Motivated Crimes (*Kriminalpolizeilicher Meldedienst – Politisch motivierte Kriminalität, KPMD PMK*).

Data on the number of antisemitic crimes (Table 23) and on the number of antisemitic acts of violence (Table 24) are collected under the separate subheading “antisemitism” of the main topic “hate crime”. The data are also subdivided into right-wing crime, left-wing crime, crime based on foreign ideology and other, to get a multi-dimensional view on the motivation and background of the perpetrators. These four categories were further differentiated at the beginning of 2017. Crimes motivated by foreign ideology have been divided into crimes based on religious ideology and crimes based on foreign ideology. The category “other” has been renamed to “crimes that cannot clearly be assigned to any of these categories”.

In 2017, 1,504 politically motivated crimes with an antisemitic motive (Table 23) were recorded, the highest number since 2014.

**Table 23: Number of politically motivated crimes with a presumed antisemitic motive by category of perpetrator recorded in Germany, 2007–2017**

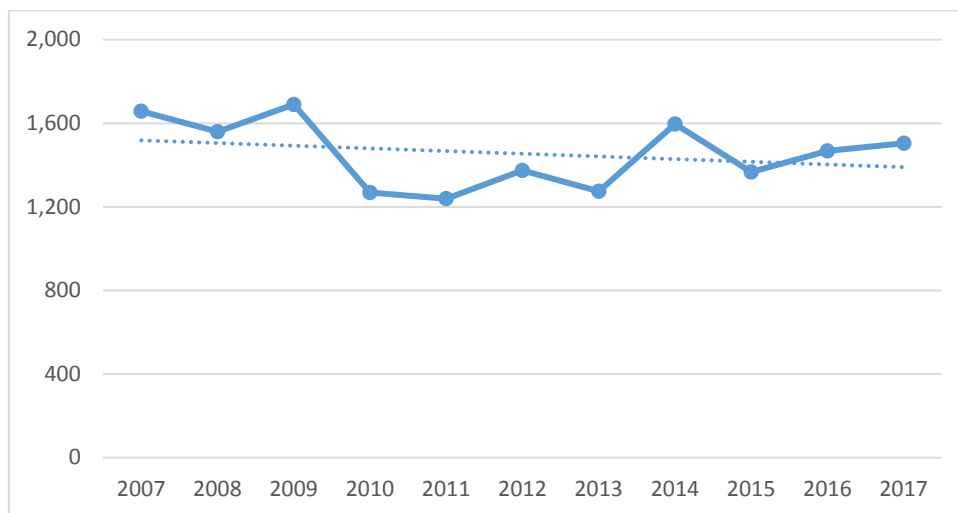
|             | Right-wing | Left-wing | Foreign ideology | Not allocable | Total        |
|-------------|------------|-----------|------------------|---------------|--------------|
| <b>2007</b> | 1,561      | 1         | 59               | 36            | <b>1,657</b> |
| <b>2008</b> | 1,496      | 5         | 41               | 17            | <b>1,559</b> |
| <b>2009</b> | 1,520      | 4         | 101              | 65            | <b>1,690</b> |
| <b>2010</b> | 1,192      | 1         | 53               | 22            | <b>1,268</b> |
| <b>2011</b> | 1,188      | 6         | 24               | 21            | <b>1,239</b> |
| <b>2012</b> | 1,314      | 3         | 38               | 19            | <b>1,374</b> |
| <b>2013</b> | 1,218      | 0         | 31               | 26            | <b>1,275</b> |
| <b>2014</b> | 1,342      | 7         | 176              | 71            | <b>1,596</b> |
| <b>2015</b> | 1,246      | 5         | 78               | 37            | <b>1,366</b> |
| <b>2016</b> | 1,381      | 2         | 48               | 37            | <b>1,468</b> |
| <b>2017</b> | 1412       | 1         | 71*              | 20            | <b>1,504</b> |

Note: \* Following the revision of the categories in 2017, 41 of these offences relate to Crimes based on foreign ideology and 30 on religious ideology.

Source: KPMD PMK, 2007–2017

The data on politically motivated antisemitic crimes for 2014 interrupt a four-year stretch marked by lower figures, recording a number of antisemitic crimes which is more in line with official records for the 2007–2009 period. The number of crimes recorded in 2017 is slightly higher compared to 2016. However, the overall trend in recorded crimes appears to be declining (Figure 12).

**Figure 12: Politically motivated crimes with an antisemitic motive recorded in Germany, 2007–2017**



Note: The dotted linear regression line indicates the trend based on data for 2007–2017.

Source: KMPD PMK, 2007–2017

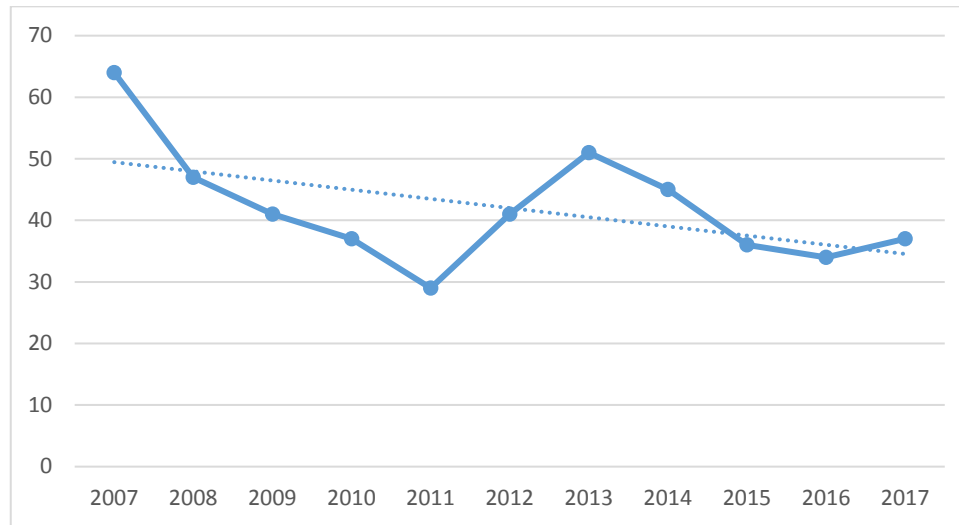
**Table 24: Number of politically motivated acts of violence with a presumed antisemitic motive by category of perpetrator recorded in Germany, 2007–2017**

|             | Right-wing | Left-wing | Foreign ideology | Not allocable | Total     |
|-------------|------------|-----------|------------------|---------------|-----------|
| <b>2007</b> | 61         | 0         | 3                | 0             | <b>64</b> |
| <b>2008</b> | 44         | 2         | 1                | 0             | <b>47</b> |
| <b>2009</b> | 31         | 0         | 9                | 1             | <b>41</b> |
| <b>2010</b> | 31         | 0         | 6                | 0             | <b>37</b> |
| <b>2011</b> | 26         | 1         | 2                | 0             | <b>29</b> |
| <b>2012</b> | 37         | 0         | 4                | 0             | <b>41</b> |
| <b>2013</b> | 46         | 0         | 4                | 1             | <b>51</b> |
| <b>2014</b> | 32         | 1         | 12               | 0             | <b>45</b> |
| <b>2015</b> | 30         | 1         | 4                | 1             | <b>36</b> |
| <b>2016</b> | 32         | 0         | 1                | 1             | <b>34</b> |
| <b>2017</b> | 29         | 0         | 6*               | 2             | <b>37</b> |

Note: \* Following the revision of the categories in 2017, five of these offences relate to Crimes based on foreign ideology and one on religious ideology.

Source: KMPD PMK, 2007–2017

For the period 2007–2017, the data on antisemitic acts of violence (Figure 13) show a declining trend. Although reports are still higher compared with the 29 recorded acts of violence in 2011, the number of violent acts has remained relatively stable in 2015–2017, below the peak years 2007 and 2013.

**Figure 13: Politically motivated acts of violence with an antisemitic motive recorded in Germany, 2007–2017**

Note: The dotted linear regression line indicates the trend based on data for 2007–2017.

Source: KMPD PMK, 2007–2017

## Unofficial data

The Department for Research and Information on Antisemitism (RIAS) operates a network consisting of Jewish organisations and civil society organisations for reporting antisemitic incidents. RIAS collects the data from its reporting website [www.report-antisemitism.de](http://www.report-antisemitism.de), via phone and social media, from Jewish communities and other CSOs, and from the Anti-discrimination commissioner in the Berlin Senate Department for Education, Youth and Family. RIAS has regular meetings with the Berlin state police and their statistic department to discuss individual incidents and receives police data on a quarterly basis. Relevant incidents are also included in RIAS database.

In 2017, RIAS recorded 947 antisemitic incidents in Berlin. These include 18 attacks against person, 23 threats, 42 incidents of property damage, 679 cases of abusive behavior (of which 325 online) and 185 incidents of antisemitic propaganda (e.g. emails).<sup>45</sup> RIAS reporting network is less developed and less known outside of Berlin. Despite that, 322 incidents were recorded for the rest of Germany – 18 attacks against person, nine threats, 72 incidents of property damage, 222 cases of abusive behavior (including 18 online) and one case of propaganda. Reports for 2016 and 2015 include only data for Berlin.<sup>46</sup>

**Table 25: Types of antisemitic incidents recorded in Germany, 2017**

|             | Attacks against person | Threats | Property damage | Abusive behavior | Propaganda | Total        |
|-------------|------------------------|---------|-----------------|------------------|------------|--------------|
| <b>2017</b> | 36                     | 32      | 114             | 901              | 186        | <b>1,269</b> |

Source: RIAS, 2017

<sup>45</sup> RIAS (2018), [Antisemitische Vorfälle 2017](#).

<sup>46</sup> The reports can be downloaded [here](#).

The Amadeu Antonio Foundation in Germany has been collecting data on antisemitic incidents from the German press and from projects and initiatives concerned with antisemitism since 2002. These data are presented as a chronology of events, which is updated on a continual basis.<sup>47</sup> The foundation notes that this chronology is not exhaustive and gives people the possibility to report and reference other antisemitic incidents of which they may be aware.

Table 26 shows a great degree of fluctuation in the number of antisemitic incidents recorded by the Amadeu Antonio Foundation between 2007 and 2017. In 2017, the highest number of incidents (260) was recorded since 2007, a 33 % increase compared to 2016 (174).

**Table 26: Antisemitic incidents in Germany recorded by the Antonio Amadeu Foundation, 2007–2017**

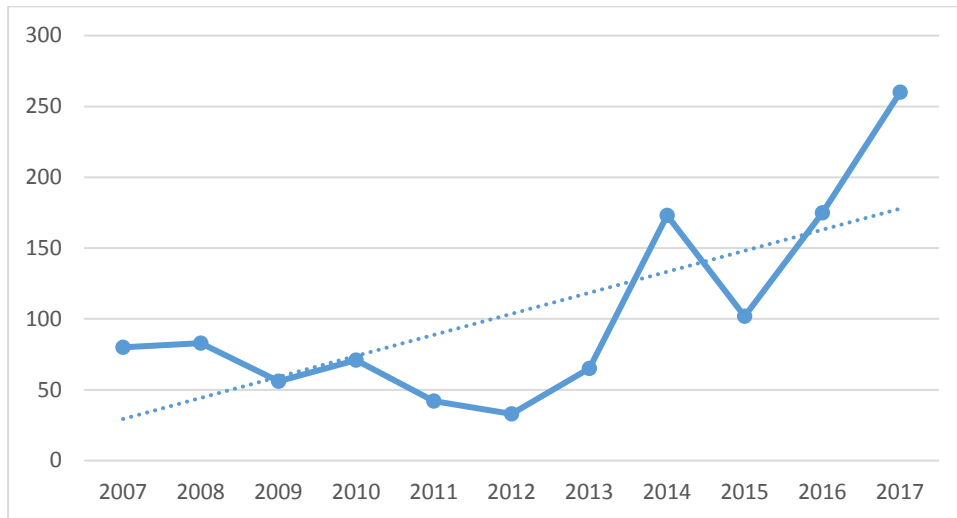
|             | Recorded antisemitic incidents |
|-------------|--------------------------------|
| <b>2007</b> | 80                             |
| <b>2008</b> | 83                             |
| <b>2009</b> | 56                             |
| <b>2010</b> | 71                             |
| <b>2011</b> | 42                             |
| <b>2012</b> | 33                             |
| <b>2013</b> | 65                             |
| <b>2014</b> | 173                            |
| <b>2015</b> | 102                            |
| <b>2016</b> | 174                            |
| <b>2017</b> | 260                            |

Source: Amadeu Antonio Foundation, 2007–2017

Despite the great range in numbers of recorded antisemitic incidents between 2007–2017, the peak number of incidents recorded in 2017 adds to an overall increasing trend in the period of 2007–2017 (Figure 14).

<sup>47</sup> Antonio Amadeu Foundation, [Chronik antisemitischer Vorfälle](#).

**Figure 14: Antisemitic incidents in Germany recorded by the Antonio Amadeu Foundation, 2007–2017**



*Note: The dotted linear regression line indicates the trend based on data for 2007–2017.*

*Source: Amadeu Antonio Foundation, 2007–2017*

## Greece

### Official data

The Directorate of State Security informed FRA that the Hellenic police services recorded and referred to the Ministry of Justice seven incidents motivated by antisemitism in 2017, three in 2016 and one in 2015. The cases concern antisemitism online, putting up an antisemitic sign at the workplace, daubing antisemitic slogans at a Holocaust remembrance monument, desecration of a Jewish cemetery and hate speech during a public meeting. In 2017, criminal prosecution for three of these cases has been initiated.

**Table 27: Number of incidents motivated by antisemitism recorded by police and number of prosecuted cases pertaining to antisemitism in Greece, 2010–2017**

|      | Incidents motivated by antisemitism | Prosecuted cases |
|------|-------------------------------------|------------------|
| 2010 | 5                                   | 5                |
| 2011 | 3                                   | 3                |
| 2012 | 1                                   | 1                |
| 2013 | 0                                   | 0                |
| 2014 | 4                                   | 2                |
| 2015 | 1                                   | 1                |
| 2016 | 3                                   | 1                |
| 2017 | 7                                   | 3                |

Source: Hellenic Police Headquarters; District Attorneys' Offices to the Ministry of Justice, Transparency and Human Rights, 2010–2017

### Unofficial data

In 2017, the Racist Violence Recording Network (RVRN) recorded 12 antisemitic incidents. By comparison, it recorded five incidents in 2016, consisting of desecration of Jewish property and symbolic places as well as antisemitic graffiti.<sup>48</sup> RVRN was created by the UNHCR and the National Commission for Human Rights to monitor and record hate crime in Greece. It consists of 42 civil society organisations.

<sup>48</sup> Racist Violence Recording Network (2018), [Annual report 2017](#).



## Hungary

### Official data

No official data on antisemitism are recorded in Hungary.

### Unofficial data

The Action and Protection Foundation (TEV) monitors and analyses antisemitism in Hungary. Since 2013, TEV, through the Brussels Institute, has collaborated with the Prime Minister’s Office to exchange and coordinate data on antisemitism nationwide.

In 2017, TEV recorded 37 antisemitic incidents. Among these were 13 cases of vandalism and 24 cases of hate speech.<sup>49</sup>

**Table 28: Number of recorded antisemitic hate crimes in Hungary, TEV, 2013–2017**

|             | Recorded antisemitic incidents |
|-------------|--------------------------------|
| <b>2013</b> | 61*                            |
| <b>2014</b> | 37                             |
| <b>2015</b> | 52                             |
| <b>2016</b> | 48                             |
| <b>2017</b> | 37                             |

Notes: \* Between May 2013 and December 2013.

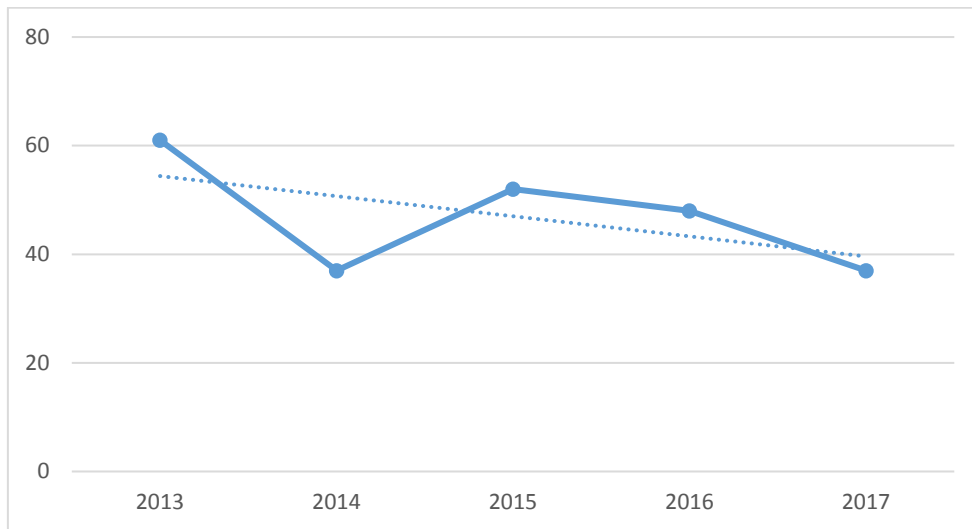
Source: TEV, 2013–2017

When looking at the 2013–2017 period, in 2017, the number of recorded antisemitic incidents dropped to 37 incidents after two years when higher number of recorded incidents could be observed. This results in an overall slightly decreasing trend (Figure 15). Most of these incidents involve hate speech, followed by vandalism (Table 29).

---

<sup>49</sup> Action and Protection Foundation (TEV) (2018), [Annual reports](#).

**Figure 15: Recorded antisemitic incidents in Hungary, TEV, 2013–2017**



Note: The dotted linear regression line indicates the trend based on data for 2013–2017.

Source: TEV, 2013–2017

**Table 29: Numbers and types of antisemitic incidents recorded in Hungary, TEV, 2014–2017**

|             | Attack | Threats | Vandalism | Hate speech | Discrimination |
|-------------|--------|---------|-----------|-------------|----------------|
| <b>2014</b> | 1      | 2       | 2         | 32          | 0              |
| <b>2015</b> | 2      | 2       | 5         | 43          | 0              |
| <b>2016</b> | 0      | 1       | 10        | 37          | 0              |
| <b>2017</b> | 0      | 0       | 13        | 24          | 0              |

Source: TEV, 2013–2017

## **Ireland**

### **Official data**

The Central Statistics Office (CSO) in Ireland published the number of antisemitic incidents reported to the police between 2007 and 2015. No data were available for 2016 and 2017 at the time this report was compiled.

### **Unofficial data**

No unofficial data were available at the time this report was compiled.

## Italy

### Official data

The Division for General Investigations and Special Operations (DIGOS) collects data on antisemitic criminal conduct, which the Ministry of the Interior communicated to FRA. Table 30 shows that the number of incidents of antisemitic criminal conduct recorded in Italy decreased slightly from 35 incidents in 2016 to 32 incidents in 2017.

**Table 30: Recorded incidents of antisemitic criminal conduct in Italy, 2010–2017**

|             | Cases total |
|-------------|-------------|
| <b>2010</b> | 16          |
| <b>2011</b> | 23          |
| <b>2012</b> | 28          |
| <b>2013</b> | 41          |
| <b>2014</b> | 64          |
| <b>2015</b> | 50          |
| <b>2016</b> | 35          |
| <b>2017</b> | 32          |

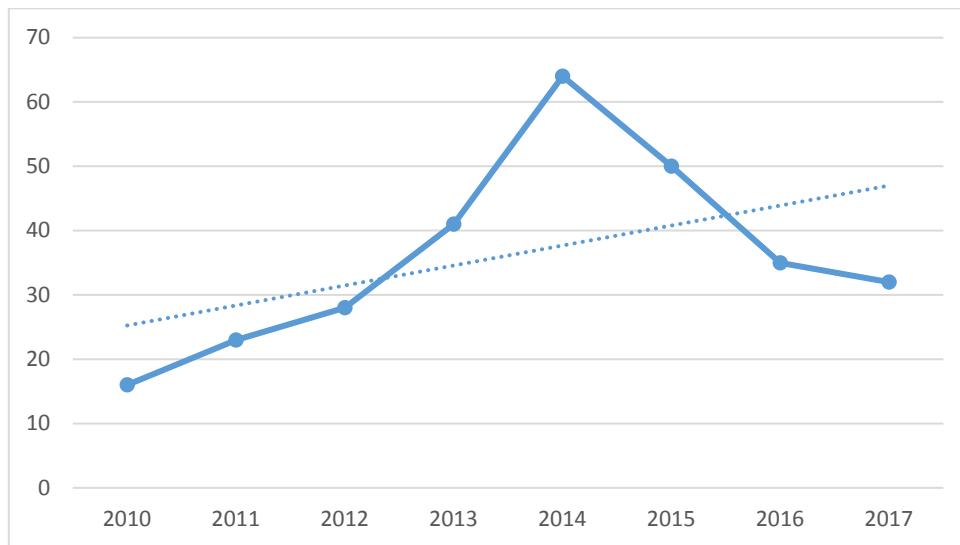
Source: DIGOS, 2010–2017

**Table 31: Cited and arrested persons in regards to antisemitic criminal conduct in Italy, 2010–2017**

|             | Cited persons | Arrested persons |
|-------------|---------------|------------------|
| <b>2010</b> | 9             | 0                |
| <b>2011</b> | 1             | 1                |
| <b>2012</b> | 20            | 6                |
| <b>2013</b> | 43            | 0                |
| <b>2014</b> | 23            | 0                |
| <b>2015</b> | 23            | 0                |
| <b>2016</b> | 27            | 0                |
| <b>2017</b> | 19            | 0                |

Source: DIGOS, 2010–2017

After four consecutive years of increases, the number of recorded incidents of antisemitic criminal conduct decreased slightly in 2015, 2016 and again in 2017. The overall trend, however, is still continuously increasing (Figure 16).

**Figure 16: Recorded incidents of antisemitic criminal conduct in Italy, 2010–2017**

Note: The dotted linear regression line indicates the trend based on data for 2010–2017.

Source: DIGOS, 2010–2017

## Unofficial data

The Observatory of Contemporary Anti-Jewish Prejudice (*L'Osservatorio sul pregiudizio antiebraico contemporaneo*) records incidents of antisemitism in Italy, with a particular focus on the internet.<sup>50</sup> As Table 32 shows, the number of antisemitic incidents recorded in 2017 (111) is slightly lower than in 2016 (130) – the highest number recorded since 2007.

**Table 32: Recorded antisemitic incidents in Italy, 2007–2017**

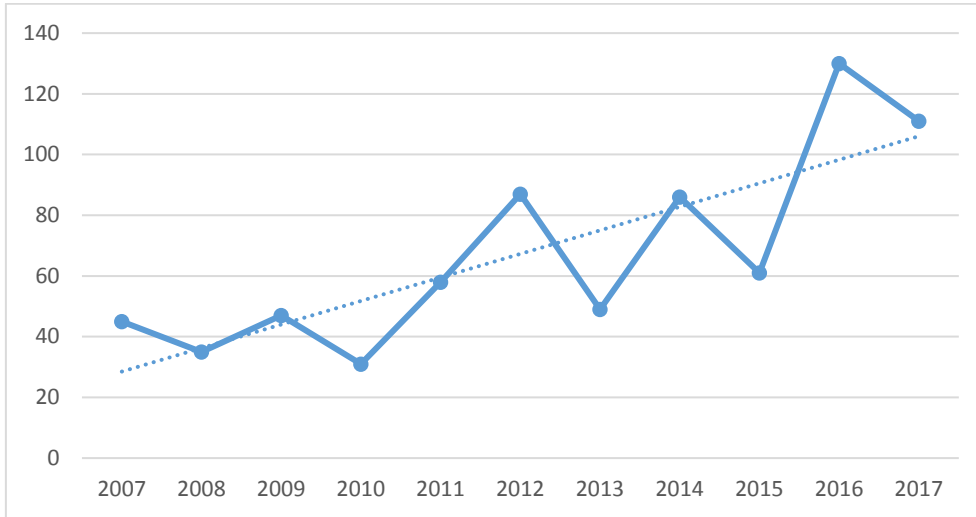
|      | Recorded incidents |
|------|--------------------|
| 2007 | 45                 |
| 2008 | 35                 |
| 2009 | 47                 |
| 2010 | 31                 |
| 2011 | 58                 |
| 2012 | 87                 |
| 2013 | 49                 |
| 2014 | 86                 |
| 2015 | 61                 |
| 2016 | 130                |
| 2017 | 111                |

Source: Observatory of Contemporary Anti-Jewish Prejudice, 2007–2017

<sup>50</sup> Osservatorio antisemitismo, [Episodi di antisemitismo in Italia](#).

Following several years of alternately increasing and decreasing figures, the recorded antisemitic incidents in year 2016 marked the peak in the time series. The overall increasing trend of the period of 2007–2017 shows an overall increase in antisemitic incidents in Italy.

**Figure 17: Recorded antisemitic incidents in Italy, 2007–2017**



*Note:* The dotted linear regression line indicates the trend based on data for 2007–2017.

*Source:* Observatory of Contemporary Anti-Jewish Prejudice, 2007–2017

## **Latvia**

### **Official data**

The Latvian government informed FRA that no antisemitic crimes were recorded in 2017. In 2016, one case related to desecration of Jewish graves was successfully prosecuted. In 2015, 10 incidents concerning antisemitism were recorded, and these were perpetrated by five different men.

### **Unofficial data**

No unofficial data were available at the time this report was compiled.

## Lithuania

### Official data

Between 1 January 2014 and 30 September 2017, three pre-trial investigations under Article 312 (2) of the Criminal Code were initiated – these concerned incidents where places of public respect had been desecrated for antisemitic reasons. All these pre-trial investigations were discontinued because the offenders liable for criminal offence were not identified.<sup>51</sup>

The Lithuanian State Security Department (*Valstybės saugumo departamentas*) recorded two antisemitic incidents in 2009 and one incident between January and July 2010.

The Prosecutor General's Office reports on pre-trial investigations initiated under Article 170 of the criminal code (incitement against any national, racial, religious or other group); in 2007, 18 cases were initiated, followed by 12 in 2008. In 2009, 20% of pre-trial investigations under Article 170 involved an antisemitic motive, but the report does not provide the number of cases.<sup>52</sup>

### Unofficial data

No unofficial data were available at the time this report was compiled.

---

<sup>51</sup> UN CERD (2018), [CERD/C/LTU/9-10, 23/5/2018](#), paras. 37-51.

<sup>52</sup> Lithuania (2011), [Collegiate Council of the Prosecutor's Office of the Republic of Lithuania](#).



## Luxembourg

### Official data

The Luxembourgish government informed FRA that two cases pertaining to antisemitism (negationism) were recorded by the police in 2016, and the judgments were issued in 2017. No cases pertaining to antisemitism were dealt with by the criminal justice system and no antisemitism incidents were recorded by the police in 2015.

### Unofficial data

In 2017, the Activity Report by the organisation Research and Information on Antisemitism in Luxembourg (*Recherche et Information sur l'Antisémitisme au Luxembourg*, RIAL)<sup>53</sup> recorded 13 antisemitic incidents, consisting of revisionism, harassment, written and oral hate speech, and acts of violence. The data are collected through reporting to the organisation's online database, from social networks and media. The incidents are then validated and analysed.

As Table 33 shows, hate speech is the most prevalent type of antisemitic incident in Luxembourg for 2017. Two acts of violence perpetrated by the same person in a matter of a few days were counted as a single incident.

**Table 33: Number of recorded antisemitic incidents in Luxembourg, RIAL, 2017**

|             | Revisionism | Harassment | Written hate speech | Oral hate speech | Acts of violence |
|-------------|-------------|------------|---------------------|------------------|------------------|
| <b>2017</b> | 1           | 3          | 7                   | 1                | 1                |

Source: *Research and Information on Antisemitism, 2017*

<sup>53</sup> Research and Information on Antisemitism in Luxembourg organisation (*Recherche et Information sur l'Antisémitisme au Luxembourg* – RIAL), Activity Report 2017.

## **Malta**

### **Official data**

No official data were available at the time this report was compiled.

### **Unofficial data**

No unofficial data were available at the time this report was compiled.

## The Netherlands

### Official data

The main source of official data on antisemitic incidents in the Netherlands is the annual report on the situation of criminal discrimination (*Criminaliteitsbeeld discriminatie – Poldis*), currently outsourced to the Verwey-Jonker Institute by the National Expertise Centre on Diversity of the police (*Landelijk Expertisecentrum Diversiteit van de politie*, LECD-Police). Another source of official data is the annual report on incidents of discrimination reported to anti-discrimination bureaus (*Antidiscriminatiebureaus and antidiscriminatievoorzieningen*), published by the National Association against Discrimination (*Landelijke Vereniging tegen Discriminatie*).

Table 34 summarises the data on antisemitism published in *Poldis* between 2008 and 2017.<sup>54</sup> The number of antisemitic incidents recorded in the Netherlands in 2012 is not comparable with that of previous years due to a change in the police reporting template: “On the old form, police officers could indicate if an incident is related to antisemitism. On the new form, police officers can tick the subcategory ‘Jewish’ under the main categories of ‘race’ and ‘religion’.”<sup>55</sup> According to *Poldis*, this change led to fewer antisemitic incidents being recorded under the generic categories of ‘race’, ‘religion’ or ‘belief’, with a commensurate increase of incidents reported under the subcategory ‘Jewish’.

**Table 34: Number of reported criminal discriminatory antisemitic incidents in the Netherlands, 2008–2017**

|      | Antisemitic incidents | As a % of all criminal discriminatory incidents |
|------|-----------------------|---|
| 2008 | 141                   | 6   |
| 2009 | 209                   | 9   |
| 2010 | 286                   | 11  |
| 2011 | 294                   | 13  |
| 2012 | 859*                  | 26*   |
| 2013 | 717                   | 21  |
| 2014 | 358**                 | 6**   |
| 2015 | 428                   | 8   |
| 2016 | 335                   | 8   |
| 2017 | 284                   | 8   |

Notes: \* Not comparable with previous years due to a change in the police reporting template. The total number of criminal discriminatory incidents recorded in the Netherlands increased from 2,802 to 3,292 between 2011 and 2012. This increase is attributed to two regions in the

<sup>54</sup> See Rijksoverheid (2011), [Poldis 2010: Criminaliteitsbeeld discriminatie](#); Rijksoverheid (2012), [Poldis rapportage 2011](#); Tierhof, B., Hermens, N., Drost, L. and van der Vos, L. (2013), [Poldis rapportage 2012 – Met themarapportage antisemitisme](#); Tierhof, B., Hermens, N., Drost, L. and Scheffelaar, A. (2014), [Poldis rapportage 2013 – Met themarapportage moslimdiscriminatie](#). Tierhof, B., Hermens, N. and Drost, L. (2015), [Discriminatiecijfers Politie 2014](#); Art. 1 (2016), [Discriminatiecijfers in 2015: Landelijk overzicht van klachten en meldingen over discriminatie](#).

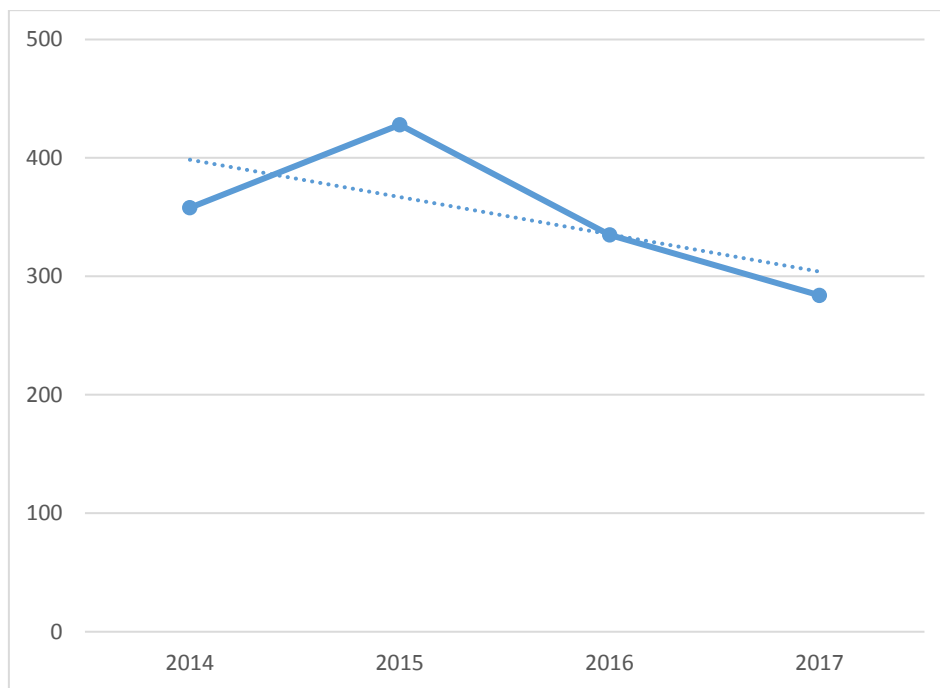
<sup>55</sup> Tierhof, B., Hermens, N., Drost, L. and van der Vos, L. (2013), [Poldis rapportage 2012 – Met themarapportage antisemitisme](#), p. 12.

Netherlands where the RADAR anti-discrimination agency was subcontracted to manage the registration process.

\*\* Not comparable with previous years due to a change in the recording procedure, from regional to national data collection.

Source: LECD-Police and Verwey-Jonker Institute, 2008–2017

**Figure 18: Number of reported criminal discriminatory antisemitic incidents in the Netherlands, 2014–2017**



Note: The dotted linear regression line indicates the trend based on data for 2014–2017.

Source: Police’s National Expertise Centre on Diversity – *Criminaliteitsbeeld discriminatie*, 2014–2017

In 2017, the police recorded 284 incidents with antisemitic connotations, compared to 335 incidents recorded in 2016. There were some changes in data collection between 2014 and 2015. However, according to the authors of the *Poldis* report, the numbers could still be compared to give a sense of the evolution of the phenomenon of discrimination that is recorded. As Figure 18 shows, in the period between 2014 and 2017, the overall trend is decreasing, while the peak number was recorded in 2015 with 428 incidents with antisemitic connotations.<sup>56</sup>

As Table 35 shows, there is fluctuation in the number of incidents of antisemitic discrimination reported to anti-discrimination bureaus in the Netherlands.<sup>57</sup>

<sup>56</sup> Art.1 (2016), [Discriminatiecijfers in 2015: Landelijk overzicht van klachten en meldingen over discriminatie](#), p. 62.

<sup>57</sup> Art.1 (2016), [Kerncijfers 2015: Landelijk overzicht van klachten en meldingen over discriminatie](#).

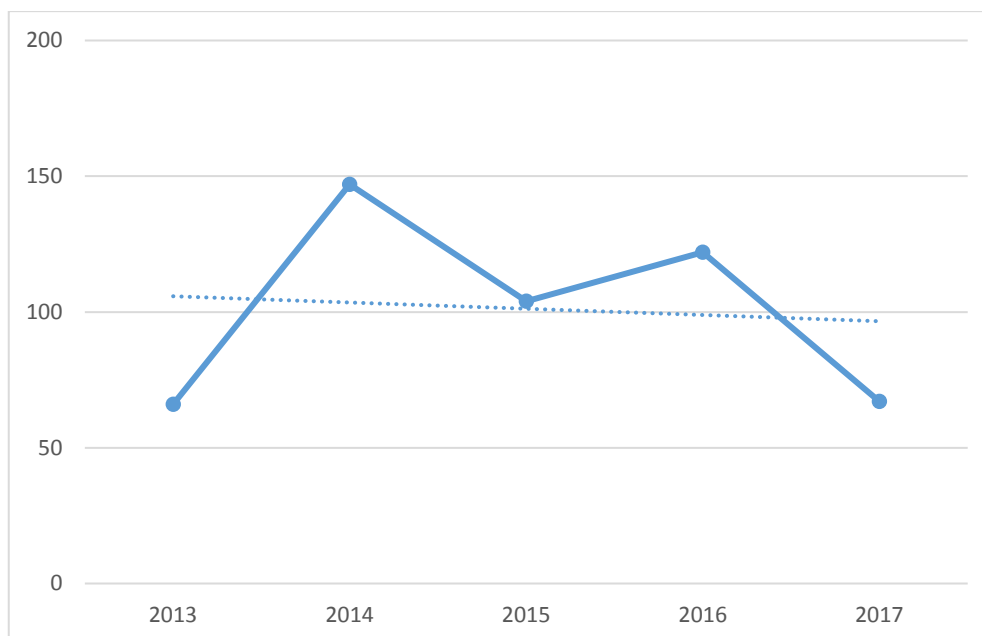
**Table 35: Number of incidents of antisemitic discrimination reported to anti-discrimination bureaus in the Netherlands, 2007–2017**

|             | Number of incidents of antisemitic discrimination |
|-------------|---|
| <b>2007</b> | 72  |
| <b>2008</b> | 123   |
| <b>2009</b> | 129   |
| <b>2010</b> | 124   |
| <b>2011</b> | 134   |
| <b>2012</b> | 91*   |
| <b>2013</b> | 66*   |
| <b>2014</b> | 147   |
| <b>2015</b> | 104   |
| <b>2016</b> | 122   |
| <b>2017</b> | 67  |

Notes: \* Not comparable with the previous year, as not all anti-discrimination bureaus provided data on reported incidents of antisemitism to the national organisation of anti-discrimination bureaus (Landelijke Brancheorganisatie van Antidiscriminatiebureaus), which is responsible for compiling these data.

Source: Art.1, 2007–2017

**Figure 19: Number of incidents of antisemitic discrimination reported to anti-discrimination bureaus in the Netherlands, 2013–2017**



Note: The dotted linear regression line indicates the trend based on data for 2013–2017.

Source: National organisation of anti-discrimination bureaus, Landelijke Brancheorganisatie van Antidiscriminatiebureaus, 2013–2017

In 2017, the police recorded 67 incidents of antisemitic discrimination reported to anti-discrimination bureaus in the Netherlands, compared to 122 incidents recorded in 2016. There were some changes in data collection in 2013 and therefore figures for earlier years (available in Table 35) have been left out of the trend analysis. As Figure 19 shows, between 2013 and 2017, the overall trend is decreasing – however, the high fluctuation in the numbers year-on-year makes it difficult to identify a consistent trend. The peak number was recorded in 2014, with 147 incidents of antisemitic discrimination.

The Netherlands Public Prosecution Service (*Openbaar Ministerie*) publishes annual data on punishable discriminatory offences.<sup>58</sup> In 2017, 144 offences were registered with the public prosecutor (Table 36). Out of these 144 specific discrimination cases, antisemitism was the second largest category for discrimination (41%). Of all discriminatory cases, most occurred during or in relation to sports events (42%). All these facts concerned slogans or chants by supporters. Of the total percentage of 41% on antisemitic offences, 32% was related to football and 9% otherwise.

**Table 36: Number of prosecuted discriminatory antisemitic offences in the Netherlands, 2013–2017**

|             | <b>Antisemitic incidents</b> | <b>As a % of all criminal discriminatory offences</b> |
|-------------|------------------------------|---|
| <b>2013</b> | 34                           | 39%   |
| <b>2014</b> | 43                           | 30%   |
| <b>2015</b> | 40                           | 28%   |
| <b>2016</b> | 36                           | 22%   |
| <b>2017</b> | 59*                          | 41%   |

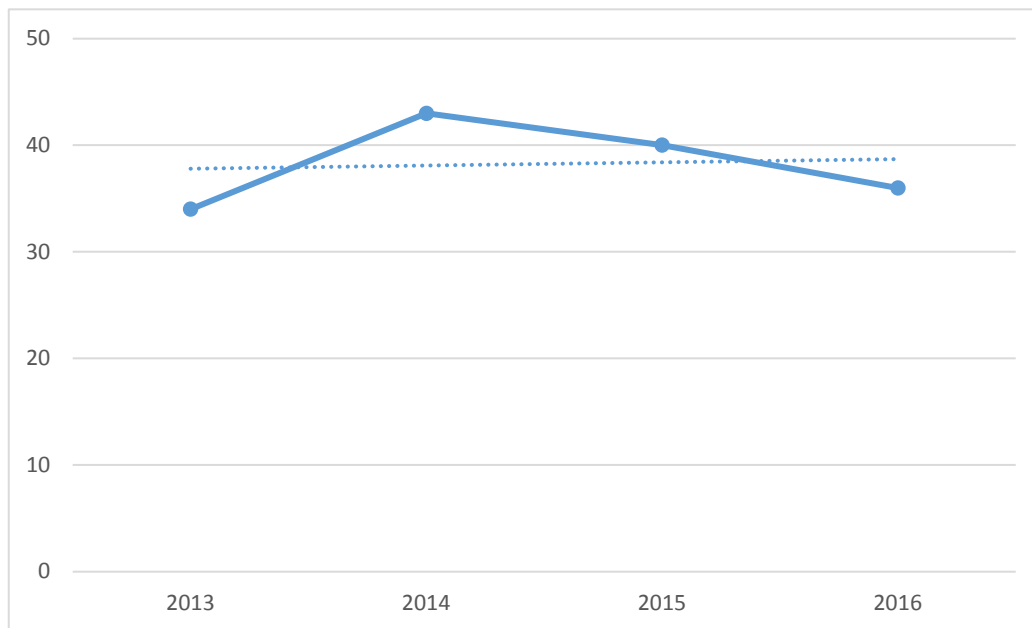
Notes: \* Not comparable with previous years due to a change in the recording procedure - the increase in 2017 is due to police and the Public Prosecution Service in Rotterdam immediately dealing with discrimination cases (on the spot) during events around football matches. It should be noted that this figure does not mean that more people are discriminated against in the Netherlands, or more specifically in the Rotterdam-area than in previous years.

Source: Openbaar Ministerie (2018), [Strafbare Discriminatie in Beeld 2017](#)

Following an increase between 2013 and 2014, the data for 2015 and 2016 dropped again, with the overall trend of prosecuted discriminatory antisemitic offences being stable (Figure 20).

<sup>58</sup> Openbaar Ministerie (2018), [Bijlage 5 Strafbare discriminatie in beeld 2017](#).

**Figure 20: Number of prosecuted discriminatory antisemitic offences in the Netherlands, 2013–2016**



Note: The dotted linear regression line indicates the trend based on data for 2013–2016.

Source: Openbaar Ministerie, 2013–2016

## Unofficial data

Besides the Anne Frank Foundation that replicates data from the police in its periodic reporting on racist, antisemitic and extremist violence in the Netherlands,<sup>59</sup> the Information and Documentation Centre Israel (*Centrum Informatie en Documentatie Israël*, CIDI) monitors and collects data on antisemitic incidents.

Every year, CIDI publishes data on the number of antisemitic incidents reported to it through hotlines it operates throughout the Netherlands.<sup>60</sup>

<sup>59</sup> Anne Frank Foundation (2018), [Vijfde rapportage racisme, antisemitisme en extreemrechts geweld](#).

<sup>60</sup> Information and Documentation Centre Israel (*Centrum Informatie en Documentatie Israël*, CIDI) (2018), [Antisemitismerrapporten](#).

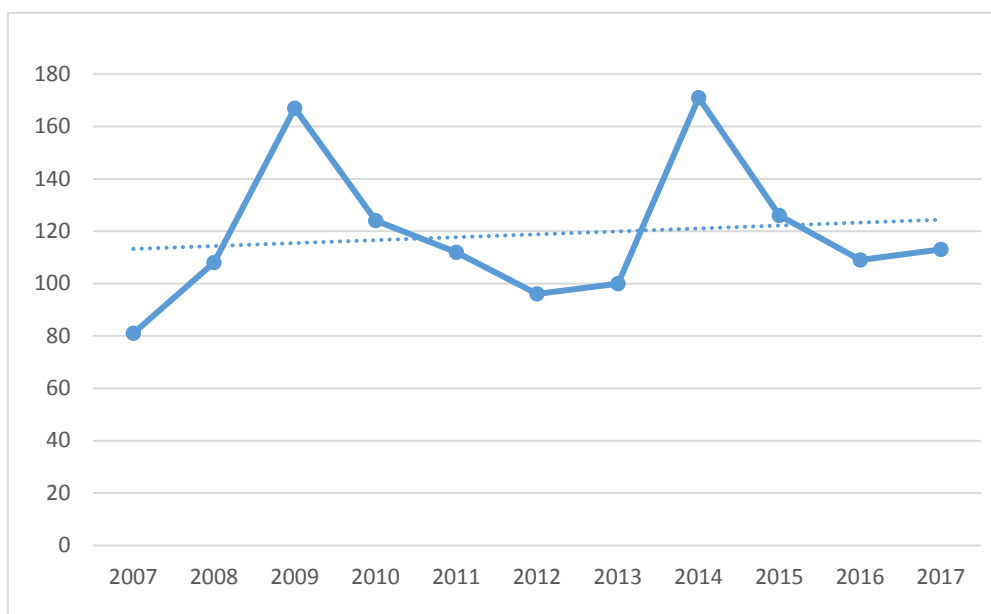
**Table 37: Data on antisemitism collected by CIDI in the Netherlands, 2007–2017**

|             | Reported incidents |
|-------------|--------------------|
| <b>2007</b> | 81                 |
| <b>2008</b> | 108                |
| <b>2009</b> | 167                |
| <b>2010</b> | 124                |
| <b>2011</b> | 112                |
| <b>2012</b> | 96                 |
| <b>2013</b> | 100                |
| <b>2014</b> | 171                |
| <b>2015</b> | 126                |
| <b>2016</b> | 109                |
| <b>2017</b> | 113*               |

Notes: \*Excluding internet

Sources: CIDI, 2007–2017

**Figure 21: Data on antisemitism collected by CIDI in the Netherlands, 2007–2017**



Note: The dotted linear regression line indicates the trend based on data for 2013–2017.

Source: Information and Documentation Centre Israel (CIDI), 2007–2017

In year 2017, there were 113 antisemitic incidents reported by Information and Documentation Centre Israel (CIDI) in the Netherlands, compared to 126 cases recorded in year 2015. The year 2014 marks the peak with 171 recorded cases of reported antisemitic incidents. The overall trend of antisemitic incidents is increasing.



## Poland

### Official data

The Ministry of the Interior and Administration collects data on racist incidents brought to its attention, including antisemitic incidents. Up until October 2016, the unit responsible for these tasks in the Ministry was the Human Rights Protection Team. Since November 2016, the responsibility lies with the Unit for European Migration Network and Combating Human Trafficking of the Department for Migration Analyses and Policy.

In 2015, a new hate crime recording system was introduced, with the aim to ensure that the Ministry of the Interior and Administration has the complete picture of hate crime cases in Poland and is able to produce detailed and diverse analyses. The new system refers all hate crime investigations in Poland led by the police to the Ministry of the Interior and Administration.

In 2017, 73 antisemitic cases were registered in the database. Among these, 63 concerned various forms of hate speech, graffiti and inscriptions, including 23 committed via the internet; 12 cases involved insults and unlawful threats against a person of Jewish origin; three cases concerned physical attacks; and two involved damage to property.

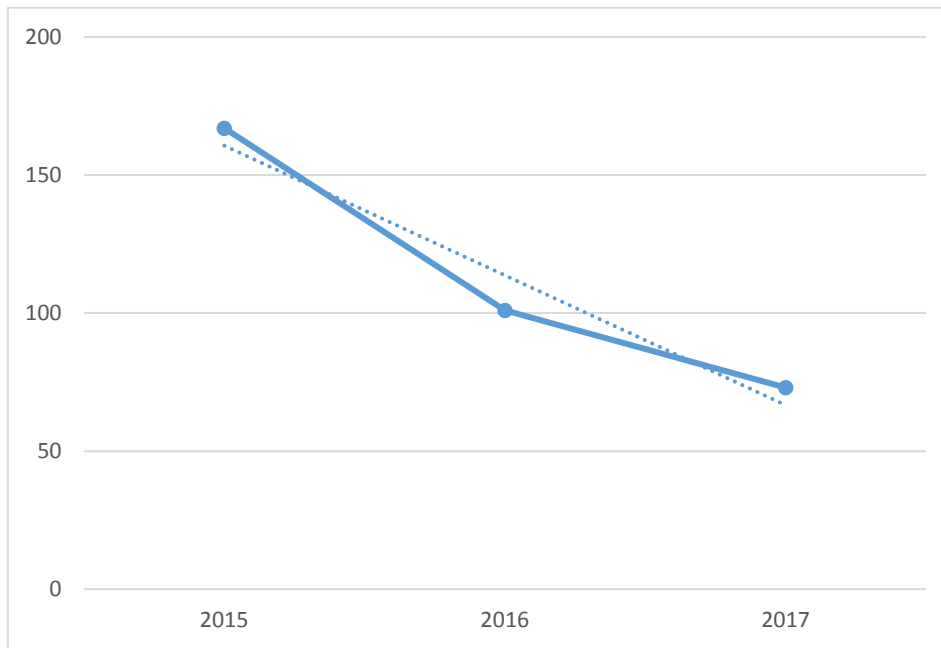
**Table 38: Number of antisemitic incidents in Poland, 2010–2017**

|             | Number of antisemitic incidents |
|-------------|---------------------------------|
| <b>2010</b> | 30                              |
| <b>2011</b> | 25                              |
| <b>2012</b> | 21                              |
| <b>2013</b> | 25                              |
| <b>2014</b> | 39                              |
| <b>2015</b> | 167*                            |
| <b>2016</b> | 101                             |
| <b>2017</b> | 73                              |

Note: \* Not comparable to previous years due to changes in data collection methodology.

Source: Ministry of the Interior and Administration, 2010–2017

**Figure 22: Poland: number of antisemitic incidents, 2015-2017**



*Note:* The dotted linear regression line indicates the trend based on data for 2015–2017.

*Source:* Ministry of Interior and Administration, 2015–2017

As Figure 19 shows, the trend for the 2015–2017 period shows a decrease in the number of antisemitic incidents: the number of reported incidents in 2017 is 73, which is less than the number of incidents recorded in 2016 (101 incidents).

### Unofficial data

The Foundation for the Preservation of the Jewish Heritage in Poland (FODZ) informs annually on antisemitic incidents it reports to prosecution services, the police or other authorities. The incidents reported in 2016 concerned vandalism (Table 39).<sup>61</sup>

<sup>61</sup> Foundation for the Preservation of the Jewish Heritage in Poland (FODZ) (2018), [Monitoring of Antisemitism in Poland](#).

**Table 39: Antisemitic incidents reported by the Foundation for the Preservation of Jewish Heritage in Poland to prosecution services, police or other authorities, 2007–2017**

|             | <b>Incidents reported to the authorities</b> |
|-------------|--|
| <b>2007</b> | 14   |
| <b>2008</b> | 7  |
| <b>2009</b> | 13   |
| <b>2010</b> | 11   |
| <b>2011</b> | 7  |
| <b>2012</b> | 5  |
| <b>2013</b> | 10   |
| <b>2014</b> | 5  |
| <b>2015</b> | 3  |
| <b>2016</b> | 3  |
| <b>2017</b> | n.a.   |

*Note: n.a.: not available.*

*Source: Foundation for the Preservation of the Jewish Heritage in Poland, 2007–2017*

## **Portugal**

### **Official data**

No official data pertaining to antisemitism are available in Portugal.

### **Unofficial data**

No unofficial data were available at the time this report was compiled.

## Romania

### Official data

Antisemitic crimes are not recorded separately in the centralised police statistics in Romania. According to data provided by the Directorate of Criminal Investigations of the Ministry of Internal Affairs, there were two criminal offenses with an antisemitic character in 2017. The cases concerned destruction and damages (art. 253 (1)), and incitement to hatred or discrimination (art. 369).

At the time this report was being compiled, the General Prosecutor's Office was in the process of implementing a decision of the General Prosecutor from December 2017 to collect statistical data that would reflect the bias motivation. The first disaggregated statistical data will be available as of 10 July 2018, covering the first semester of 2018.

The General Prosecutor's Office indicated that 22 antisemitic incidents were registered by the Prosecutor's office and by the police in 2017. Following the adoption of the new Penal Code in 2015, criminal investigation is launched for all recorded antisemitic incidents, while the former Penal Code left it to the discretion of the authorities whether to conduct a criminal investigation on some antisemitic incidents.

**Table 40: Number of incidents pertaining to antisemitism in Romania, 2007–2017**

|      | Antisemitic incidents |
|------|-----------------------|
| 2007 | 7                     |
| 2008 | 6                     |
| 2009 | 4                     |
| 2010 | 7                     |
| 2011 | 6                     |
| 2012 | 6                     |
| 2013 | 9                     |
| 2014 | 12                    |
| 2015 | 13                    |
| 2016 | 14                    |
| 2017 | 22                    |

Source: Prosecutor's Office attached to the High Court of Cassation and Justice, 2007–2017

Since 1 October 2015, antisemitic crimes are separately recorded in the statistics at court level. As reported by the Ministry of Justice, in 2017, 19 cases were solved and five persons were sentenced in cases related to antisemitic crimes. During 2016, 36 cases were solved and 27 persons were sentenced in cases involving antisemitism. The 36 cases include cases that remained open in previous years and continued in 2016, when they were solved.

As reported by the Superior Council of Magistracy, a total number of 41 files with the antisemitism “attribute”, as per the statistical search criteria and independent of their processual stage, were registered at courts’ level in 2017.

The National Council for Combating Discrimination (NCCD) monitors, investigates and sanctions cases of discrimination based on antisemitism, with data on cases available from 2007 onwards (Table 41). Most of the discrimination cases concern the use or the intent to use fascist symbols.

**Table 41: Number of discrimination cases based on antisemitic behaviour in Romania, 2007–2017**

|      | Number of filed cases | Discrimination proved | Discrimination not proved | NCCD did not have competence | Closed cases | Ongoing cases |
|------|-----------------------|-----------------------|---------------------------|------------------------------|--------------|---------------|
| 2007 | 4                     | 2                     | 0                         | 0                            | 2            | 0             |
| 2008 | 8                     | 3                     | 2                         | 1                            | 2            | 0             |
| 2009 | 4                     | 0                     | 3                         | 0                            | 1            | 0             |
| 2010 | 6                     | 2                     | 3                         | 0                            | 1            | 0             |
| 2011 | 5                     | 3                     | 1                         | 0                            | 1            | 0             |
| 2012 | 11                    | 6                     | 1                         | 2                            | 2            | 0             |
| 2013 | 5                     | 1                     | 1                         | 0                            | 3            | 0             |
| 2014 | 12                    | 2                     | 4                         | 2                            | 2            | 2             |
| 2015 | 4                     | 4                     | 0                         | 0                            | 4            | 0             |
| 2016 | 1                     | 0                     | 0                         | 1                            | 0            | 0             |
| 2017 | 6                     | 1                     | 1                         | 1                            | 1            | 2             |

Source: National Council for Combating Discrimination of Romania, 2007–2017

### Unofficial data

No unofficial data were available at the time this report was compiled.

## Slovakia

### Official data

The Ministry of Justice in Slovakia collects data on the number of persons sentenced for crimes motivated by antisemitism (Table 42). These data are based on information submitted by judges who indicate bias motivation when rendering their sentences.

**Table 42: Number of persons sentenced for crimes motivated by antisemitism, 2007–2017**

|      | Number of sentenced persons |
|------|-----------------------------|
| 2007 | 5                           |
| 2008 | 5                           |
| 2009 | 2                           |
| 2010 | 3                           |
| 2011 | 1                           |
| 2012 | 4                           |
| 2013 | 2                           |
| 2014 | 1                           |
| 2015 | 0                           |
| 2016 | 2                           |
| 2017 | 1                           |

Source: Ministry of Justice, 2007–2017

### Unofficial data

No unofficial data were available at the time this report was compiled.

## **Slovenia**

### **Official data**

FRA was informed by the Slovenian government that the Slovenian police did not record any antisemitic incidents with elements of an offence or a crime in 2017, 2016 or 2015.

### **Unofficial data**

No unofficial data were available at the time this report was compiled.



## Spain

### Official data

The Crime Statistics System (SEC) registers incidents from all police bodies. No data were available for 2017 by the time this report was compiled. The database recorded seven antisemitic incidents in 2016, nine in 2015, 24 in 2014 and three in 2013 (Table 43). The increase in 2014 was the result of an improved recording system that is part of the Spanish approach to combating hate crime.<sup>62</sup> The seven cases recorded in 2016 include one threat, one case of damage to property, one case of discrimination and four cases of crimes against the Spanish Constitutional rights – specifically, antisemitism in online social networks.

**Table 43: Number of recorded antisemitic incidents recorded in the Spanish Crime Statistics System, 2013–2017**

|             | Recorded antisemitic incidents |
|-------------|--------------------------------|
| <b>2013</b> | 3                              |
| <b>2014</b> | 24                             |
| <b>2015</b> | 9                              |
| <b>2016</b> | 7                              |
| <b>2017</b> | n.a.                           |

Note: n.a.: not available.

Source: Ministry of the Interior, 2013–2017

In 2016, the Attorney General registered 13 cases pertaining to crimes motivated by antisemitism. Four cases were dismissed; seven criminal proceedings were opened by a court; and two cases were closed, with the perpetrators convicted. One perpetrator was charged with incitement to violence, justification of genocide and/or the Holocaust and the other perpetrator was charged with property damage.

### Unofficial data

The Observatory on Antisemitism in Spain (*Observatorio de antisemitismo en España*) records antisemitic events that occur in Spain, and presents its findings in the form of a chronology.<sup>63</sup> This chronology covers a number of categories, including antisemitic events related to the internet and the media, attacks against property, attacks against persons, trivialisation of the Holocaust, delegitimising Israel, incidents (such as property damages or graffiti) and others (Table 44).

<sup>62</sup> See Ministry of the Interior (*Ministerio del Interior*) (2018), [Informe sobre incidentes relacionados con los delitos de odio en España](#).

<sup>63</sup> For more information, see the website of the [Observatory on Antisemitism in Spain](#).

**Table 44: Antisemitic events in Spain recorded by the Observatory of Antisemitism in Spain, 2009–2017**

|             | Internet | Media | Attacks on property | Attacks on persons | Trivialisation of the Holocaust | Delegitimising Israel | Incidents [Incidentes] | Instigation of antisemitism |
|-------------|----------|-------|---------------------|--------------------|---------------------------------|-----------------------|------------------------|-----------------------------|
| <b>2009</b> | 0        | 10    | 4                   | 5                  | 0                               | 0                     | 0                      | 0                           |
| <b>2010</b> | 1        | 3     | 1                   | 4                  | 1                               | 0                     | 1                      | 1                           |
| <b>2011</b> | 2        | 7     | 2                   | 2                  | 3                               | 5                     | 1                      | 2                           |
| <b>2012</b> | 3        | 6     | 9                   | 4                  | 4                               | 7                     | 4                      | 4                           |
| <b>2013</b> | 2        | 0     | 3                   | 0                  | 4                               | 0                     | 2                      | 3                           |
| <b>2014</b> | 2        | 3     | 2                   | 0                  | 1                               | 0                     | 1                      | 1                           |
| <b>2015</b> | 0        | 3     | 3                   | 0                  | 0                               | 0                     | 1                      | 3                           |
| <b>2016</b> | 1        | 3     | 0                   | 1                  | 1                               | 1                     | 3                      | 3                           |
| <b>2017</b> | 3        | 1     | 4                   | 0                  | 3                               | 0                     | 4                      | 2                           |

*Notes: The same event can be included in several categories.*

*Source: Observatory on Antisemitism in Spain, 2009–2017*

## Sweden

### Official data

The National Council for Crime Prevention (*Brottsförebyggande rådet*, Brå) publishes an annual report which includes statistics on police reports where Brå has identified crimes motivated by ethnicity, religion or faith, sexual orientation and gender identity.<sup>64</sup> Brå is an agency of the Ministry of Justice and acts as a centre for research and development within the judicial system.

Changes in the counting rules or in the definition of what constitutes a hate crime are such that the data presented in Table 45 are only comparable for the years from 2008 onwards. In 2016, 180 reports with an antisemitic motive were identified, representing a 34 % decrease, compared to 2015.<sup>65</sup>

**Table 45: Police reports with an identified antisemitic motive, 2007–2017**

|      | Crimes reported to the police |
|------|-------------------------------|
| 2007 | 118                           |
| 2008 | 159*                          |
| 2009 | 250                           |
| 2010 | 161                           |
| 2011 | 194                           |
| 2012 | 221                           |
| 2013 | 193                           |
| 2014 | 267                           |
| 2015 | 277                           |
| 2016 | 182                           |
| 2017 | n.a.                          |

Notes: n.a.: not available.

\* Not comparable to previous years due to changes in the counting rules.

Source: Brå, 2007–2017

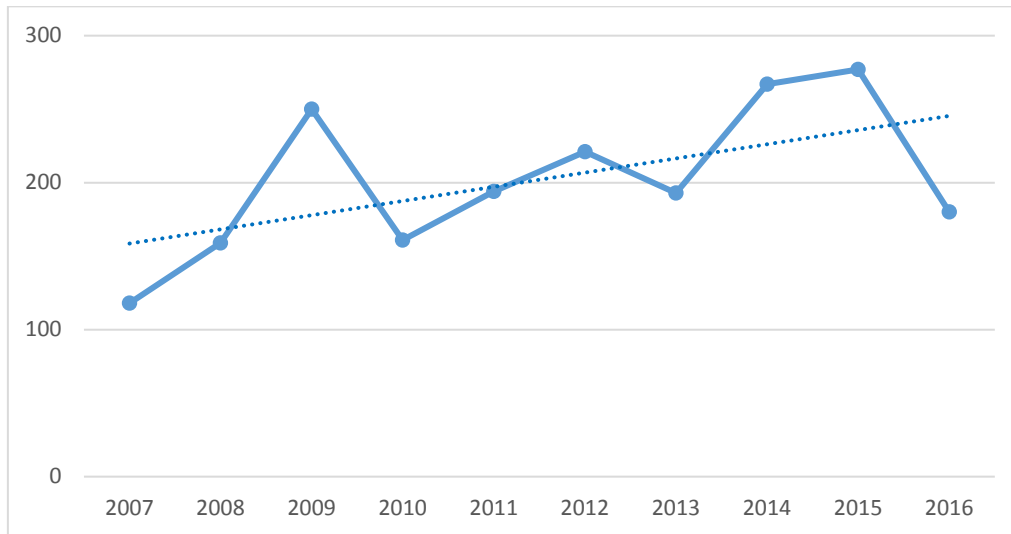
After a change in recording data, there was a sharp increase between 2008 and 2009 in the number of police reports with an identified antisemitic motive. This was followed by a sharp decline between 2009 and 2010, before increasing again and reaching a new peak in 2015. Data for 2016 show a decrease in the number of police reports with an identified antisemitic motive. However, the general trend is still increasing (Figure 23).

It should be noted that from 2012 onwards, numbers are estimated based on a sample taken from all of the cases recorded in the police database, without affecting the comparability of the data.

<sup>64</sup> Sweden, National Council for Crime Prevention (*Brottsförebyggande rådet*, Brå) (2017), [Annual Reports](#).

<sup>65</sup> Brå (2017), [Hatbrott 2016: Statistik över självrapporterad utsatthet för hatbrott och polisanmälningar med identifierade hatbrottsmotiv](#).

**Figure 23: Police reports with an identified antisemitic motive in Sweden, 2007–2016**



Notes: The dotted linear regression lines indicate the trends based on data for 2007–2016.

Source: Brå, 2007–2016

As Table 46 shows, most crimes with an antisemitic motive target persons as opposed to property.

**Table 46: Police reports with an identified antisemitic motive by principal offence, 2008–2017**

|             | Violent crime | Unlawful threat and non-sexual molestation | Defamation | Criminal damage /graffiti | Agitation against a population group | Other crimes | Total        |
|-------------|---------------|--|------------|---------------------------|--------------------------------------|--------------|--------------|
| <b>2008</b> | 17            | 63   | 17         | 21                        | 37                                   | 4            | <b>159</b>   |
| <b>2009</b> | 20            | 90   | 20         | 36                        | 75                                   | 9            | <b>250</b>   |
| <b>2010</b> | 15            | 63   | 20         | 22                        | 34                                   | 7            | <b>161</b>   |
| <b>2011</b> | 14            | 77   | 14         | 31                        | 54                                   | 4            | <b>194</b>   |
| <b>2012</b> | 14            | 87   | 10         | 27                        | 79                                   | 4            | <b>221</b>   |
| <b>2013</b> | 4             | 61   | 20         | 12                        | 93                                   | 2            | <b>193*</b>  |
| <b>2014</b> | 12            | 80   | 26         | 54                        | 92                                   | 2            | <b>267**</b> |
| <b>2015</b> | 8             | 127  | 16         | 14                        | 102                                  | 10           | <b>277</b>   |
| <b>2016</b> | 10            | 90   | 10         | 18                        | 50                                   | 4            | <b>182</b>   |
| <b>2017</b> | n.a.          | n.a.                                       | n.a.       | n.a.                      | n.a.                                 | n.a.         | <b>n.a.</b>  |

Notes: n.a.: not available.

\* The sum of types of crimes with antisemitic motive is 192, however Brå reports a total of 193 crimes with antisemitic motive. As the figures have been extrapolated based on a sample of cases, the sum of the categories may differ slightly from the total, which is due to rounding error.

\*\* The sum of types of crimes with antisemitic motive is 266. However, Brå reports a total of 267 crimes with antisemitic motive.

Source: Brå, 2008–2017

## Unofficial data

No unofficial data were available at the time this report was compiled.

## United Kingdom

### Official data

Every year the National Police Chief’s Council (NPCC – Formerly the Association of Chief Police Officers) publishes official data on hate crimes, including antisemitic crimes, reported in England, Wales and Northern Ireland, collating data from regional police forces.<sup>66</sup>

The data published by the NPCC relate to ‘recordable crimes’, according to the Home Office counting rules, that is, incidents that victims or any other person perceive as a hate crime.<sup>67</sup>

As Table 47 shows, the number of recorded hate crimes motivated by antisemitism has been receding since 2009, with 307 such crimes recorded in 2012. It must be noted, however, that “improvements in the way forces collect and record hate crime data mean that direct year-on-year comparisons can be misleading. Individual forces are better placed to reflect on statistical variation in their geographical areas.”<sup>68</sup> The data recorded in 2014/2015 (629) present a two-fold increase compared to the previous year. The 786 antisemitic hate crimes recorded in 2015/2016 present the peak number recorded since 2009.

**Table 47: Recorded hate crimes motivated by antisemitism in England, Wales and Northern Ireland, 2009–2017**

|                                     | Recorded hate crimes |
|-------------------------------------|----------------------|
| <b>2009</b>                         | 703                  |
| <b>2010</b>                         | 488                  |
| <b>2011</b>                         | 440                  |
| <b>2012</b>                         | 307                  |
| <b>1 April 2012–31 March 2013</b>   | 385*                 |
| <b>1 April 2013–31 March 2014</b>   | 318                  |
| <b>1 April 2014–31 March 2015</b>   | 629                  |
| <b>1 April 2015–31 March 2016</b>   | 786                  |
| <b>1 April 2016 – 31 March 2017</b> | n.a                  |

Notes: n.a.: not available.

\* Data not comparable with the previous year.

Source: NPCC, 2009–2016

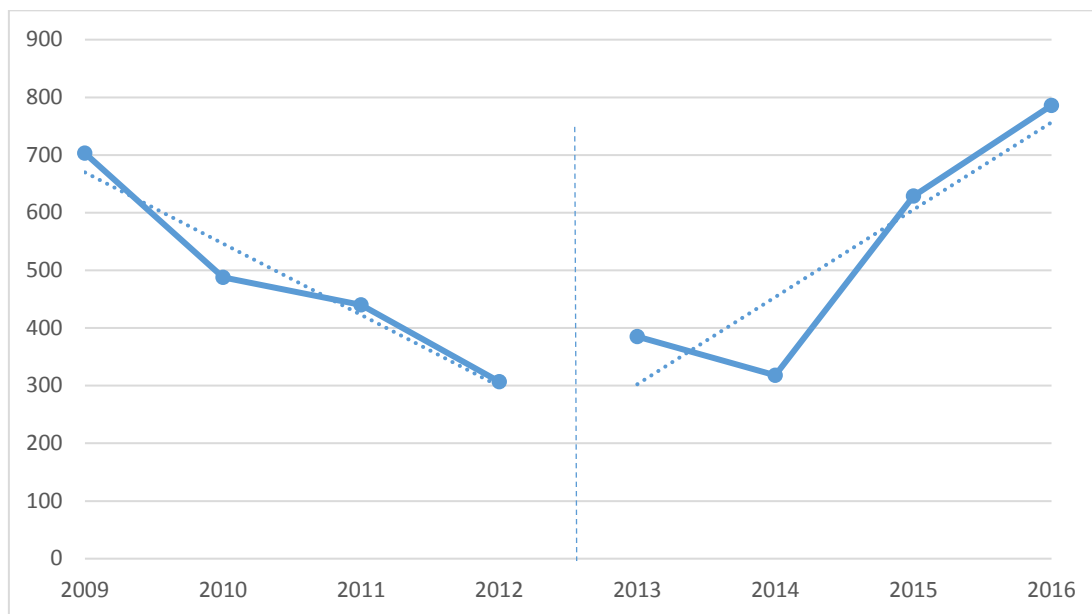
A change in the recording methodology in England, Wales and Northern Ireland limits the extent to which trend analysis is feasible (Figure 24). Following a decrease between 2013 and 2014, the data for 2016 continue the sharp increase in the number of antisemitic incidents already observed in 2015.

<sup>66</sup> UK, National Police Chief’s Council (NPCC), [Hate crime data](#).

<sup>67</sup> NPCC, [definitions in collecting these data](#).

<sup>68</sup> True Vision, ACPO (2013), [Total of recorded hate crime in England, Wales and Northern Ireland by police force area, 2012/2013](#).

**Figure 24: Recorded antisemitic crimes under Home Office counting rules in England, Wales and Northern Ireland, 2009–2016 (fiscal years)**



Notes: The dotted linear regression lines indicate the trends based on data for 2009–2016. The dotted vertical line indicates a change in the recording methodology and gap in the series indicates where those changes affect the comparability of the data.

Source: NPCC, 2009–2016

Concerning Scotland, the Scottish government reports every year on the number of charges for religiously aggravated offences, covering the financial year (Table 48).<sup>69</sup> “Information about the nature of the religiously offensive conduct which related to the aggravation was taken from the police report of the incident. There is no separate section within police reports for the police to state which religious belief in their view was targeted and an assessment was made by the researchers involved in this work on the religion which appeared to be targeted based on a description of the incident and the details about what was said or done by the accused.”<sup>70</sup> The majority of recorded religiously aggravated offences targeted Roman Catholics and Protestants.

**Table 48: Number of charges referring to derogatory conduct towards Judaism in Scotland, 2010–2017**

|                  | Number of charges | As a percentage of all religiously aggravated charges |
|------------------|-------------------|---|
| <b>2010–2011</b> | <b>16</b>         | 2   |
| <b>2011–2012</b> | <b>14</b>         | 1   |
| <b>2012–2013</b> | <b>27</b>         | 4   |
| <b>2013–2014</b> | <b>9</b>          | 2   |
| <b>2014–2015</b> | <b>25</b>         | 4   |
| <b>2015–2016</b> | <b>18</b>         | 3   |
| <b>2016–2017</b> | <b>23</b>         | 3   |

Note: Fiscal year (1 April–31 March).

Source: Scottish Government, 2010–2017

<sup>69</sup> Scottish Government (2017), [Religiously aggravated offending in Scotland](#).

<sup>70</sup> Scottish Government (2013), [Religiously aggravated offending in Scotland 2012–13](#), p. 14.

## Unofficial data

The Community Security Trust (CST) is a charity that works at the national level in the United Kingdom to provide advice and represent the Jewish community in matters of antisemitism, terrorism, policing and security. The CST has been recording antisemitic incidents that occur in the United Kingdom since 1984. “In 2015, CST signed a national information sharing agreement with the National Police Chiefs’ Council [...], that allows for the systematic sharing of antisemitic incident reports between CST and the Police, so that both agencies have sight of incidents that had not otherwise been reported to them.”<sup>71</sup>

CST “classifies as an antisemitic incident any malicious act aimed at Jewish people, organisations or property, where there is evidence that the act has antisemitic motivation or content, or that the victim was targeted because they are (or are believed to be) Jewish”.<sup>72</sup> The data it collects are published annually in a report on antisemitic incidents.<sup>73</sup>

As Table 49 shows, the highest number of antisemitic incidents since 2007 was recorded in 2017 (1,382), close to the 1,346 antisemitic incidents recorded in 2016.<sup>74</sup> According to the report, “There is no obvious single cause for the high number of incidents recorded in 2017. [...], it appears that the factors that led to a general, sustained high level of anti-Semitic incidents in 2016 have continued throughout much of 2017. A general factor is the rise in all hate crime that followed the referendum to leave the European Union in June 2016.”<sup>75</sup>

**Table 49: Antisemitic incidents in the United Kingdom recorded by the Community Security Trust, 2007–2017**

|      | Recorded antisemitic incidents |
|------|--------------------------------|
| 2007 | 561                            |
| 2008 | 546                            |
| 2009 | 931                            |
| 2010 | 646                            |
| 2011 | 609                            |
| 2012 | 650                            |
| 2013 | 535                            |
| 2014 | 1,182                          |
| 2015 | 960                            |
| 2016 | 1,346                          |
| 2017 | 1,382                          |

Source: CST, 2007–2017

<sup>71</sup> Community Security Trust (CST) (2017), [Antisemitic incidents report 2016](#), p. 10.

<sup>72</sup> CST, [Definitions of Antisemitic Incidents](#), p. 2.

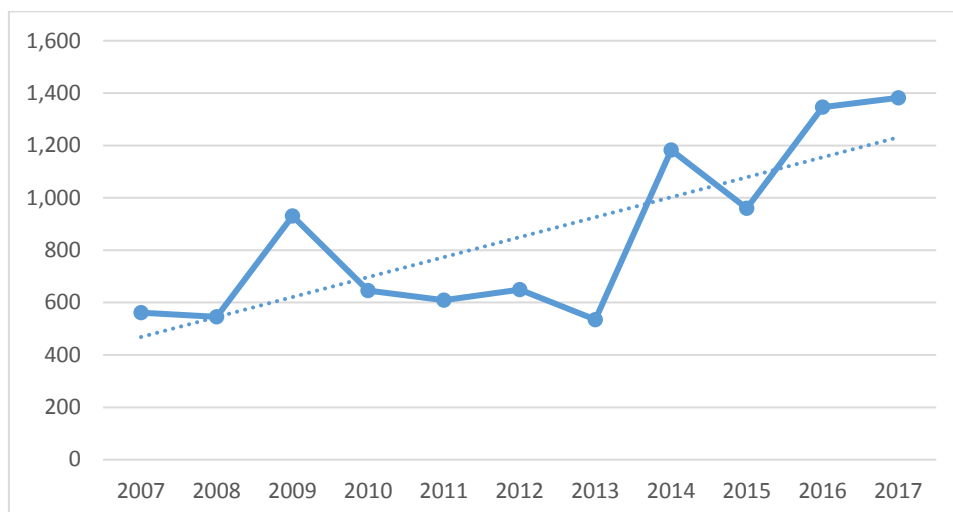
<sup>73</sup> CST, [CST Publications](#).

<sup>74</sup> CST, (2018), [Antisemitic incidents report 2017](#).

<sup>75</sup> CST, (2018), [Antisemitic incidents report 2017](#), p. 12

The number of incidents increased slightly in 2017, compared with 2016, which constitutes the second year of the highest number of incidents recorded between 2007 and 2017, and contributes to the overall increasing trend (Figure 25).

**Figure 25: Antisemitic incidents in the United Kingdom recorded by the Community Security Trust, 2007–2017**



*Note: The dotted linear regression line indicates the trend based on data for 2007–2017.*

*Source: CST, 2007–2017*

The CST also publishes data on the category of recorded incidents, as Table 49 shows. The most common types of antisemitic incidents consist of abusive behaviour, followed by assault, threats, damage and desecration, and literature.

In 2017, the most common antisemitic incidents were directed at random Jewish people in public (356), out of which at least 283 were visibly Jewish individuals, followed by incidents targeting Jewish organisations, companies and events (141), and homes, including people and vehicles at their homes (89). The available data further show a number of incidents targeting synagogues (76).

In addition, 88 antisemitic incidents in 2017 took place at schools or involved Jewish schoolchildren or teaching staff, 31 took place at Jewish schools, 17 at non-faith schools and 40 affected Jewish schoolchildren on their journeys to and from school. 21 of these were in the category of assault, five involved damage and desecration of Jewish property, five were in the category of threats, 56 in the category of abusive behaviour and one was in the category of literature.



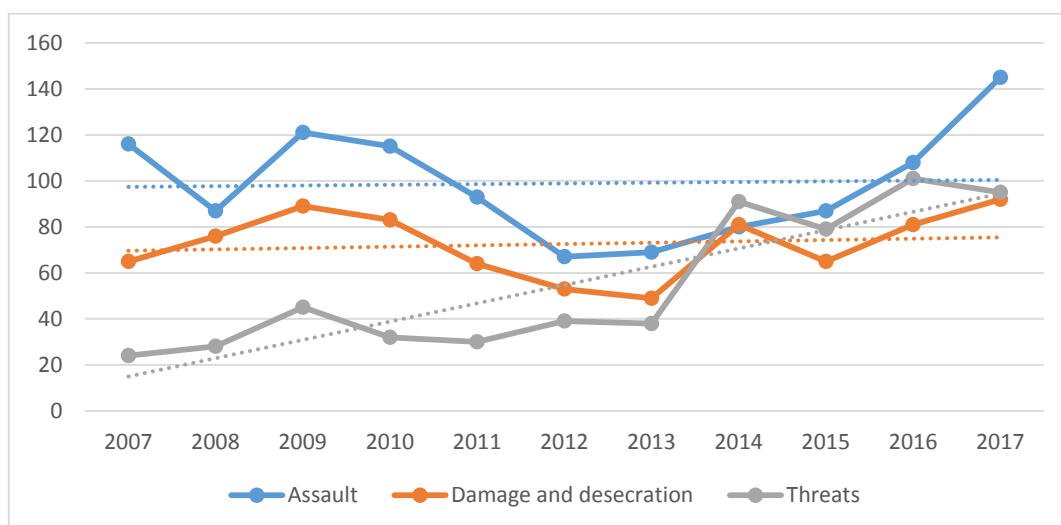
**Table 50: Types of antisemitic incidents in the United Kingdom recorded by the Community Security Trust, 2007–2017**

|             | Extreme violence | Assault | Damage and desecration | Threats | Abusive behaviour | Literature |
|-------------|------------------|---------|------------------------|---------|-------------------|------------|
| <b>2007</b> | 1                | 116     | 65                     | 24      | 336               | 19         |
| <b>2008</b> | 1                | 87      | 76                     | 28      | 317               | 37         |
| <b>2009</b> | 3                | 121     | 89                     | 45      | 611               | 62         |
| <b>2010</b> | 0                | 115     | 83                     | 32      | 391               | 25         |
| <b>2011</b> | 2                | 93      | 64                     | 30      | 413               | 7          |
| <b>2012</b> | 2                | 67      | 53                     | 39      | 477               | 12         |
| <b>2013</b> | 0                | 69      | 49                     | 38      | 374               | 5          |
| <b>2014</b> | 1                | 80      | 81                     | 91      | 899               | 30         |
| <b>2015</b> | 4                | 83      | 65                     | 79      | 717               | 12         |
| <b>2016</b> | 0                | 108     | 81                     | 101     | 1,039             | 17         |
| <b>2017</b> | 0                | 145     | 92                     | 95      | 1,038             | 12         |

Source: CST, 2007–2017

Two of the six incident categories in Table 50 saw an increase in 2017, compared with the previous year. Separately examining the various incident types shows that the number of incidents of assaults as well as damage and desecration increased in 2017. The number of incidents involving literature decreased from 17 to 12 cases, abusive behaviour incidents decreased with only one case and threats decreased from 101 to 95 cases. The peak values were recorded in 2017 for both assaults, and damage and desecration incidents, and in 2016 for abusive behaviour and threats. Based on the recorded incidents in 2007–2017, the trend lines show a relatively stable trend in the case of assaults, an increase in threats and a slight increase in damage and desecration incidents (Figure 26).

**Figure 26: Antisemitic incidents in the United Kingdom by category recorded by the Community Security Trust, 2007–2017**

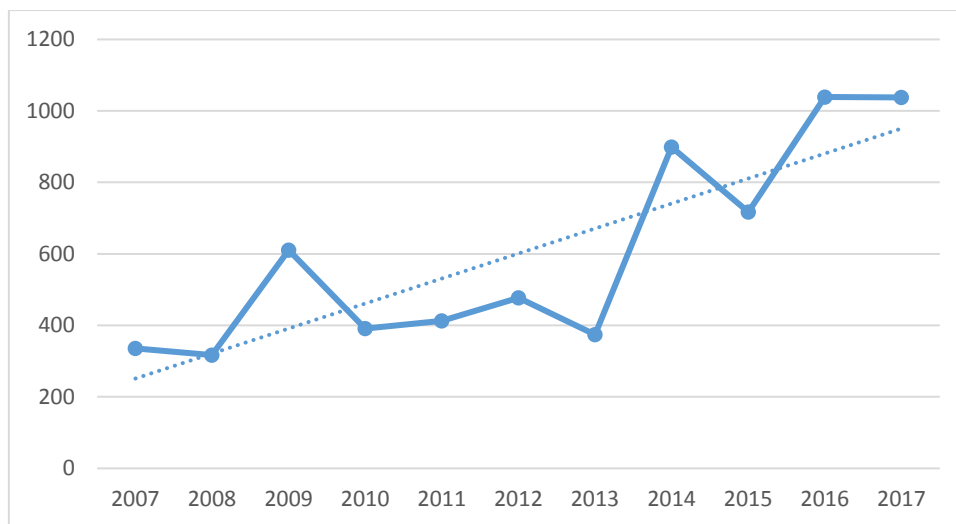


Note: The dotted linear regression lines indicate the trends based on data for 2007–2017.

Source: CST, 2007–2017

Abusive behaviour incidents are the largest component in the total number of antisemitic incidents recorded by CST and therefore the 2007-2017 trend in abusive behaviour incidents resembles closely the overall trend in antisemitic incidents in the same period (Figure 27). There is an increasing trend in the number of abusive behaviour incidents in 2007-2017.

**Figure 27: Antisemitic incidents – abusive behaviour in the United Kingdom recorded by the Community Security Trust, 2007–2017**



Note: The dotted linear regression line indicates the trend based on data for 2007–2017.

Source: CST, 2007–2017

Concerning perpetrators, physical descriptions were available for 420 (30 %) of the 1,382 incidents reported by the CST in 2017: “225 offenders were described as ‘White – North European’ (54 %); 13 offenders were described as ‘White – South European’ (3 %); 77 offenders were described as ‘Black’ (18 %); 74 offenders were described as ‘South Asian’ (18 %); one offender was described as ‘Far East or South East Asian’ (0.2 %); and 30 offenders were described as being ‘Arab or North African’ (7 %).”

The gender of the perpetrator could be identified in 662 incidents (48 %) of the 1,382 incidents. The incidents are broken down as follows: 554 incidents were perpetrated by men (84 %), 90 by women (13 %) and 18 (3 %) by mixed groups of men and women.

The age of the perpetrators could be estimated in 532 antisemitic incidents (38 % of all incidents), with 421 (79 %) of the perpetrators described as adults, 108 (20 %) as minors, and three incidents consisting of groups of minors and adults together. The percentage of minors as perpetrators is higher in the case of assaults – according to CST, 44 % of assaults can be attributed to perpetrators who were minors.

The CST recorded 247 antisemitic incidents that involved the use of internet-based social media in 2017 (18 % of the 1,382 incidents), a 17 % decrease from 289 in 2016 (21 % of the 1,309 incidents). According to CST, despite these numbers being only indicative, the social media incidents’ decline may be a positive consequence of preventive measures taken by social media companies or of CST’s efforts to establish the location of the offenders when compiling the statistics - “if neither offender nor victim is based in the UK, CST will not include antisemitic social media content in its figures.”

## Concluding remarks – persisting gaps in data collection

The phenomenon of antisemitism remains a concern that needs to be tackled through concerted efforts by government and civil society at all levels. To tackle antisemitism effectively, relevant stakeholders need to be able to rely on robust data on antisemitic incidents to enable the more efficient targeting of interventions. This report shows, as indicated in Table 51, that there are large gaps in data collection on antisemitism in the EU, and that Member States collect different types of data. This prevents the meaningful comparison of officially collected data between Member States, and increases the relevance of, and need for, surveys on perceptions and experiences of antisemitism among self-identified Jews, such as those conducted by FRA. Table 51 only includes states that have some data available on antisemitism.

**Table 51: Official data on recorded antisemitic incidents in EU Member States, 2007–2017**

|    | Recorded data   | 2007  | 2008  | 2009  | 2010  | 2011  | 2012  | 2013  | 2014  | 2015  | 2016  | 2017  |
|----|---|-------|-------|-------|-------|-------|-------|-------|-------|-------|-------|-------|
| AT | Antisemitic offences committed by right-wing extremists | 15    | 23    | 12    | 27    | 16    | 27    | 37    | 58    | 41    | 41    | 39    |
| BE | Cases of Holocaust denial and revisionism               | 4     | 9     | 11    | 2     | 2     | 7     | 8     | 5     | 8     | 5     | 12    |
| BG | Convictions of antisemitic crimes                       | -     | -     | 1     | 0     | 0     | 0     | 1     | 1     | 2     | 1     | 1     |
| CY | Antisemitic incidents                                   | 0     | 0     | 0     | 1     | 0     | 0     | 0     | 0     | 0     | 0     | 0     |
| CZ | Criminal offences motivated by antisemitism             | 18    | 27    | 48    | 28    | 18    | 9     | 15    | 45    | 47    | 28    | 27    |
| DE | Politically motivated crimes with an antisemitic motive | 1,657 | 1,559 | 1,690 | 1,268 | 1,239 | 1,374 | 1,275 | 1,596 | 1,366 | 1,468 | 1,504 |
| DK | Extremist crimes targeting Jews                         | -     | -     | -     | -     | 5     | 15    | 10    | -     | 13*   | 21    | 38    |
| EE | Antisemitic crimes                                      | -     | -     | -     | -     | -     | -     | -     | -     | 0     | 0     | 0     |
| EL | Incidents motivated by antisemitism                     | -     | -     | -     | 5     | 3     | 1     | 0     | 4     | 1     | 3     | 7     |
| ES | Antisemitic incidents                                   | -     | -     | -     | -     | -     | -     | 3     | 24    | 9     | 7     | -     |
| FI | Antisemitic crimes                                      | -     | 1     | 10    | 4     | 6     | 8     | 11    | 7     | 8     | 10    | -     |
| FR | Antisemitic actions and threats                         | 402   | 459   | 815   | 466   | 389   | 614   | 423   | 851   | 808   | 335   | 311   |
| HR | Criminal acts motivated by antisemitism                 | -     | -     | -     | -     | -     | 1     | 0     | 0     | 2     | 2     | 0     |
| IE | Antisemitic Incidents                                   | 2     | 9     | 5     | 13    | 3     | 5     | 2     | 4     | 2     | -     | -     |
| IT | Antisemitic criminal conduct                            | -     | -     | -     | 16    | 23    | 28    | 41    | 64    | 50    | 35    | 32    |
| LT | Antisemitic incidents                                   | 0     | 0     | 2     | 1     | 0     | 0     | 0     | 0     | 0     | 0     | 0     |
| LV | Antisemitic incidents                                   | -     | -     | -     | -     | -     | -     | -     | 1     | 10    | 0     | 0     |
| LU | Antisemitic incidents                                   | -     | -     | -     | -     | -     | -     | -     | 0     | 0     | 2     | 0     |
| NL | Criminal discriminatory antisemitic incidents           | -     | 141   | 209   | 286   | 294   | 859*  | 717   | 358*  | 428   | 335   | 284   |
| PL | Antisemitic incidents                                   | -     | -     | -     | 30    | 25    | 21    | 25    | 39    | 167*  | 101   | 73    |
| RO | Incidents pertaining to antisemitism                    | 7     | 6     | 4     | 7     | 6     | 6     | 9     | 12    | 13    | 14    | 22    |

|                     | Recorded data   | 2007 | 2008 | 2009 | 2010 | 2011 | 2012 | 2013 | 2014 | 2015 | 2016 | 2017 |
|---------------------|---|------|------|------|------|------|------|------|------|------|------|------|
| SE                  | Crimes with an antisemitic motive                       | 118  | 159* | 250  | 161  | 194  | 221  | 193  | 267  | 277  | 182  | -    |
| SI                  | Antisemitic incidents                                   | -    | -    | -    | -    | -    | -    | -    | 0    | 0    | 0    | 0    |
| SK                  | Persons sentenced for crimes motivated by antisemitism  | 5    | 5    | 2    | 3    | 1    | 4    | 2    | 1    | 0    | 2    | 1    |
| UK – EN, NI, WAL ** | Hate crimes motivated by antisemitism                   | -    | -    | 703  | 488  | 440  | 385* | 318  | 629  | 786  | -    | -    |
| UK – SCO **         | Charges referring to conduct derogatory towards Judaism | -    | -    | -    | 16   | 14   | 27   | 9    | 25   | 18   | 23   | -    |

Notes: Comparisons are not possible between Member States.

“-” denotes where no data are available at Member State level, either because these data were not collected, not communicated, not published at the time of writing or not covering the entire year.

\* Data not comparable with the previous year.

\*\* Fiscal year (1 April – 31 March). EN: England; NI: Northern Ireland; WAL: Wales; SCO: Scotland.

Source: FRA, 2018

Another issue of concern is that, in many EU Member States, the number of officially recorded incidents is so low that it is difficult to assess the long-term trends. Low numbers of recorded incidents should not, however, be taken as an indication that antisemitism is not an issue of concern in these EU Member States.

Likewise, it cannot be assumed that antisemitism is necessarily more of a problem in Member States where the highest numbers of incidents are recorded than in those where relatively few incidents are recorded. In addition to the size of the Jewish population in any given Member State, a number of other factors affect how many incidents are recorded, including the willingness and ability of victims and witnesses to report such incidents, and to trust that the authorities can deal with such incidents accordingly.

Not only do victims and witnesses need to be encouraged to report antisemitic incidents, but the authorities need to have systems in place that enable the recording of such incidents. In the words of the British Association of Chief Police Officers: “The Police Service is committed to reducing the under-reporting of hate crime and would view increases in this data as a positive indicator, so long as it reflects an increase in reporting and not an increase in the actual incidence of crime which we strive to reduce”.<sup>76</sup>

Policy actors at both EU and Member State level need to share this commitment if antisemitism is to be countered effectively. If data on the characteristics of incidents, victims and perpetrators are missing, policy responses can often only be very general. More comprehensive and accurate data on the victims of antisemitic incidents, but also on perpetrators would allow interventions to be targeted at those who hold antisemitic views or have undertaken antisemitic acts.

<sup>76</sup> True Vision, ACPO (2012), [Total of recorded hate crime from police forces in England, Wales and Northern Ireland during the calendar year 2011](#).

FRA's [Compendium of practices for combating hate crime](#) includes the practices of Member States on the recording of hate crimes. FRA also coordinates a dedicated subgroup of professionals on assisting Member States in improving the recording and data collection of hate crime, within the European Union High Level Group on combating Racism, Xenophobia and other forms of Intolerance.

**FRA's report: [Hate crime recording and data collection practice across the EU](#)**

The proper recording of hate crime by law enforcement authorities can lead to a better understanding of the nature and prevalence of the phenomenon, and of its impact on victims and their communities. This, in turn, can assist the authorities in developing and monitoring policies and measures they put in place to combat prejudice and to offer support to victims of hate crime.

This report aims to assist police investigators, managers, hate crime officers and policymakers working on hate crime by providing rich and detailed information on hate crime recording and data collection practices in the EU. It helps to identify gaps and inconsistencies, and provides illustrative practices from other Member States. A detailed look at the practices, including step-by-step descriptions, offers insights to help identify which elements could be adapted for use in national contexts. [FRA and ODIHR workshops](#) in the EU Member States can also support national authorities when conducting these assessments.



When it comes to countering phenomena as complex as antisemitism, the data that are collected and the policy responses that are implemented on that basis need to reflect and respond to such complexity. Therefore, sustained efforts are needed at the national and international levels to improve data collection on antisemitism and other forms of hatred and prejudice, to enable EU Member States to combat such phenomena more effectively. These efforts must concentrate on official and unofficial data collection alike, so as to provide a more complete and accurate picture of the situation of antisemitism in the EU.

Given the lack of data on the manifestations of antisemitism, EU Member States could also encourage repeated victimisation surveys that include questions on the experiences of Jewish people of hate crime and discrimination. Such surveys could provide insights into the different forms and impacts of antisemitic hate crimes, as well as the effectiveness of measures taken to combat antisemitism. To better measure antisemitism new methods, data sources and data processing techniques could be considered. These include, for example social media and internet forums analysis, media monitoring or qualitative research through case studies.

**Addressing Anti-Semitism through Education: Guidelines for Policymakers**

In 2018, ODIHR and UNESCO co-published a practical guide [Addressing Anti-Semitism through Education: Guidelines for Policymakers](#) on what should be done by policymakers and educational leaders, so that education is effective in countering contemporary antisemitism. The guide builds on and complements the broader human rights and global citizenship education framework. It provides policymakers with tools and guidance to ensure that education systems build the resilience of young people to antisemitic ideas and ideologies, violent extremism and all forms of intolerance and discrimination, through critical thinking and respect for others.

Antisemitic and intolerant attitudes can lead to behaviour that is punishable by law, but antisemitism needs to be countered beyond the criminal justice system. Two thirds of respondents to FRA's survey on Jewish people's experiences and perceptions of antisemitism consider antisemitism to be a problem in their country, and 76 % believe that antisemitism has increased in their country over the last five years. Education is essential to prevent intolerant attitudes. Through education that fosters socialisation, tolerance, universal values and encourages critical thinking, children and young people can bring change to their families and communities, and ultimately to the broader society.





**FRA – European Union Agency for Fundamental Rights**

Schwarzenbergplatz 11 ■ 1040 Vienna ■ Austria ■

Tel +43 158030-0 ■ Fax +43 158030-699

[fra.europa.eu](http://fra.europa.eu) ■ [info@fra.europa.eu](mailto:info@fra.europa.eu) ■ [facebook.com/fundamentalrights](https://www.facebook.com/fundamentalrights)

■ [linkedin.com/company/eu-fundamental-rights-agency](https://www.linkedin.com/company/eu-fundamental-rights-agency) ■

[twitter.com/EURightsAgency](https://twitter.com/EURightsAgency)